

FAG



Split Plummer Block Housings SNS

For shaft diameters of
115 mm to 530 mm and
 $4\frac{7}{16}$ inch to $19\frac{1}{2}$ inch

Foreword

New generation of housings

Plummer block housings SNS represent a completely new generation of large size housings. Through the systematic further development of the proven FAG plummer block housings, Schaeffler can offer even greater efficiency and cost-effectiveness for machinery and plant.

Longer bearing life

The unique housing design gives an increase in the life of the spherical roller bearings fitted in the housing of up to 50%. This is achieved through optimised load distribution in the bearing that occurs due to the interaction of the bearing and housing geometry under load.

Advantages

The most important advantages of the newly developed plummer block housings SNS can be summarised as follows:

- Longer bearing life due to the innovative housing design. This gives lower maintenance and downtime costs of the entire machine or plant.
- Increased strength and shock resistance due to the use of spheroidal graphite cast iron as standard. The highly robust housings are ideally suitable for aggressive environmental conditions such as those in mining applications.
- Different sealing variants allowing matching to an environment with particularly harsh contaminant and dust conditions.
- Optimum lubricant supply to the bearing independent of the bearing position by means of a special lubrication groove in the interior of the upper housing section and through grease outlet holes in the lower housing section.
- Design with good anti-corrosion characteristics and reduced cleaning requirements due to inclined run-off areas as well as a projecting upper housing section.
- Indentations indicating the shaft and bearing centre, ensuring rapid and simple alignment of the housing.
- Machined locating surfaces on the housing base, allowing precise alignment of the housing.
- Serial numbering on both halves of the housing, ensuring their correct allocation. This prevents incorrect transposition between the pairs of upper and lower housing sections.
- Prepared mounting points allowing immediate use of Condition Monitoring.

Schaeffler systems competence

As one of the world's leading rolling bearing manufacturers, Schaeffler offers highly developed solutions for the design and operation of widely varying bearing positions. The bearing housing is an important element for achieving a matched overall concept.

Contents


	Page
Product overview	Split plummer block housings SNS..... 4
Features	Modular concept..... 5
	Dimensions 6
	Locating and non-locating bearings..... 6
	Housing material and outer surfaces 6
	Longer bearing life 7
	Advantages of the detailed design 8
	Possible combinations..... 10
	Seals and covers..... 13
	Grease lubrication 16
Design and safety guidelines	Load carrying capacity 21
	Permissible shaft end designs..... 24
	Mounting and dismounting 25
Ordering examples	Designation structure..... 29
	Examples..... 32
Dimension tables	Plummer block housings SNS, split, for spherical roller bearings with tapered bore and adapter sleeve, metric shafts 34
	Plummer block housings SNS, split, for spherical roller bearings with cylindrical bore, metric shafts 42
	Plummer block housings SNS, split, for spherical roller bearings with tapered bore and adapter sleeve, inch size shafts 50

Product overview Split plummer block housings SNS


Plummer block housings Split



Accessories Labyrinth seals Taconite seals



Covers Locating rings



Split plummer block housings SNS

Features

Split FAG plummer block housings SNS and the associated bearings form bearing arrangement units that can be matched, through the specific selection of seal design, lubrication type and bearing mounting, to a wide range of requirements. The housings are specifically designed for the fitting of spherical roller bearings.

Modular concept

The housings are designed in accordance with a modular concept. Each housing can be fitted with spherical roller bearings of various diameter and width series. Depending on their design, the bearings can be located either directly on the shaft or by means of an adapter sleeve. For the same bore diameter of a bearing, this leads to different shaft diameters. The spacings between the shaft and housing body are compensated by means of appropriately matched seals.

Appropriate housings, seals and covers are available for each spherical roller bearing, see dimension tables.

One or more series of plummer block housings SNS are suitable for each series of spherical roller bearings, see tables.

Plummer block housings SNS for spherical roller bearings with tapered bore and adapter sleeve

Bearing Series	Plummer block housing									
	SNS2264		SNS30		SNS31		SNS32		SNS40	
	Suffix									
	H	Z	H	Z	H	Z	H	Z	H	Z
222..-K	●	–	●	–	●	–	–	–	–	–
223..-K	–	–	●	–	●	–	–	–	–	–
230..-K	–	–	●	–	–	–	–	–	–	–
231..-K	–	–	–	–	●	–	–	–	–	–
232..-K	–	–	●	–	–	–	●	–	–	–

● Suitable

Plummer block housings SNS for spherical roller bearings with cylindrical bore

Bearing Series	Plummer block housing									
	SNS2264		SNS30		SNS31		SNS32		SNS40	
	Suffix									
	H	Z	H	Z	H	Z	H	Z	H	Z
222	–	●	●	–	●	●	–	–	–	–
223	–	–	●	–	●	–	–	–	–	–
230	–	–	●	●	–	–	–	–	–	–
231	–	–	–	–	●	●	–	–	–	–
232	–	–	●	–	–	–	–	●	–	–
240	–	–	●	●	–	–	–	–	–	●

● Suitable

Split plummer block housings SNS

Plummer block housings SNS for split spherical roller bearings

Bearing Series	Plummer block housing									
	SNS2264		SNS30		SNS31		SNS32		SNS40	
	Suffix									
	H	Z	H	Z	H	Z	H	Z	H	Z
230S	-	-	●	-	-	-	-	-	-	-
231S	-	-	-	-	●	-	-	-	-	-
232S	-	-	-	-	-	-	●	-	-	-

● Suitable

Dimensions

Plummer block housings SNS are available for shaft diameters from 115 mm to 530 mm and from $4\frac{7}{16}$ inch to $19\frac{1}{2}$ inch.

The dimensions of the housings conform to ISO 113.

FAG plummer block housings SNS are a further development of the FAG plummer block housings SD31. The design envelope and mounting dimensions of both series of housings are identical and the housings are interchangeable 1:1.

The interchangeability with other series of FAG housings is as follows:

- All bearing series that can be combined with the FAG plummer block housings SD5 and SD6 can be fitted in plummer block housings SNS.
- Bearing series that can be combined with the FAG plummer block housings S30 can only be fitted in certain cases in plummer block housings SNS.



The dimensions of housings SD5, SD6 and S30 are not identical with the dimensions of housings SNS.

Locating and non-locating bearings

The bearing seats in the housing are machined such that the bearings are movable and can thus function as non-locating bearings. Locating bearing arrangements can be achieved by the insertion of locating rings NFR on both sides of the bearing outer ring. Locating rings must be ordered separately.

Housing material and outer surfaces

Plummer block housings SNS are manufactured as standard from spheroidal graphite cast iron. As a result, their strength and shock resistance are significantly higher than in the case of the previous standard material of flake graphite cast iron. The material spheroidal graphite cast iron is indicated by the suffix D.

The outer surfaces of the housings have a universal paint coating (colour RAL 7016, anthracite grey). The coating can be finished using all synthetic resin, polyurethane, acrylic, epoxy resin, chlorinated rubber, nitrocellulose and acid-hardening hammer tone finishes.

Longer bearing life

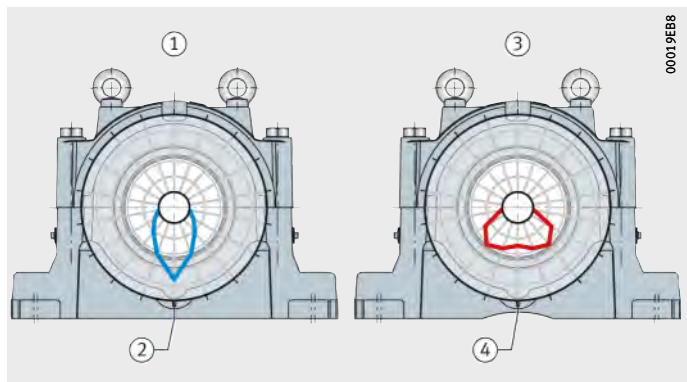
In the case of FAG plummer block housings SNS, the life of the spherical roller bearings fitted is up to 50% higher than in the case of conventional plummer block housings. The increase in life is dependent on the application, the load and the bearing design. Calculation of the bearing life is based on the calculation software BEARINX®. The reason for the longer bearing life is the optimum load distribution in the bearing that is achieved as a result of the new housing design, *Figure 1*.

Conventional plummer block housings are designed such that the bearing load is introduced into the housing locating face by means of a support area directly below the bearing, *Figure 1*, ②. If loading is in the main load direction, namely with an orientation vertical to the housing locating face, an unfavourable load distribution occurs in the bearing. Due to the narrow load zone, the load is distributed over only a small number of rolling elements, leading to a particularly high load maximum on the roller in the apex position.

In the case of plummer block housings SNS, a material recess below the bearing distributes the support area over two symmetrically arranged support faces, *Figure 1*, ④. This leads to a significant improvement in the load distribution in the bearing. The load zone is wider and the load is distributed more uniformly over several rolling elements. The maximum is now present on the two neighbouring rollers of the roller in the apex position and is reduced. This results in a significant increase in the fatigue life of the rolling bearings.

- ① Conventional plummer block housing with associated load distribution
- ② Support area directly below the bearing
- ③ FAG plummer block housing SNS with associated load distribution
- ④ Material recess below the bearing

Figure 1
Influence of housing design on the load distribution in the bearing



Split plummer block housings SNS

Advantages of the detailed design

A large number of details in the housing design that are systematically matched to practical application allows a particularly flexible and economical usage of plummer block housings SNS, *Figure 2*.

- ① Lubrication hole with long axial lubrication groove
- ② Pilot hole at predefined position for condition monitoring
- ③ Grease outlet holes
- ④ Indentations indicating shaft and bearing centres
- ⑤ Inclined run-off areas
- ⑥ Machined locating faces
- ⑦ Prepared mounting points for condition monitoring
- ⑧ Marking of housing halves
- ⑨ Dismounting notches
- ⑩ Projection of upper housing section




Figure 2
Advantages of detailed design

Lubrication hole with long axial lubrication groove

A lubrication hole M10×1 with a long axial lubrication groove in the upper housing section ensures supply of lubricant irrespective of bearing position to all bearing series that can be fitted, *Figure 2*, ①. Suitable lubrication nipples are supplied with each housing.

Grease outlet holes

Grease outlet holes in the lower housing section allow the escape of used and superfluous grease during relubrication, *Figure 2*, ③.

Indentations indicating shaft and bearing centres

Indentations in the lower housing section indicate the shaft and bearing centres in the housing, *Figure 2*, ④. This allows rapid alignment and reduces mounting time.

Inclined run-off areas	Inclined run-off areas on the upper and lower housing section promote the removal of fluids and reduce deposits of contamination, <i>Figure 2</i> , ⑤. This leads to reduced cleaning work and a lower risk of corrosion.
Machined locating faces	Machined locating faces on the lower housing section allow precise alignment of the housing, <i>Figure 2</i> , ⑥. Since the locating faces are raised, strips can be used as an alignment aid. One-off alignment is sufficient to allow rapid interchange of the housing when necessary.
Prepared mounting points for condition monitoring	In order to allow the uncomplicated use of Condition Monitoring, the lower housing section has a connection facility on both sides for condition monitoring systems, <i>Figure 2</i> , ⑦. Due to the thread M6 and a spot face of 26 mm on the diameter, it is possible to directly connect FAG SmartCheck, a modular online measuring system for machine monitoring. Alternatively, other vibration sensors can also be connected. If neither of the two connection points is accessible as a result of the adjacent construction, a further suitable connection point on the upper section is indicated by a pilot hole, <i>Figure 2</i> , ②. FAG SmartCheck must be ordered separately. For detailed information, see TPI 214, FAG SmartCheck or www.FAG-SmartCheck.de .
Marking of housing halves	The upper housing section and lower housing section are matched to each other and must not be transposed with other housing halves. The serial numbering on both halves of the housing ensure their correction allocation, <i>Figure 2</i> , ⑧. Furthermore, the serial numbering allows traceability and simplified documentation.
Dismounting notches	Recessed dismounting notches on the interface of the housing halves make it easier to remove the upper housing section, <i>Figure 2</i> , ⑨.
Projection of upper housing section	The projection of the upper housing section prevents the collection of fluids and contaminants at the interface of the two housing halves, <i>Figure 2</i> , ⑩. This leads to reduced cleaning work and a lower risk of corrosion.

Split plummer block housings SNS

Possible combinations

The modular structure of the plummer block housings SNS facilitates numerous possible combinations.

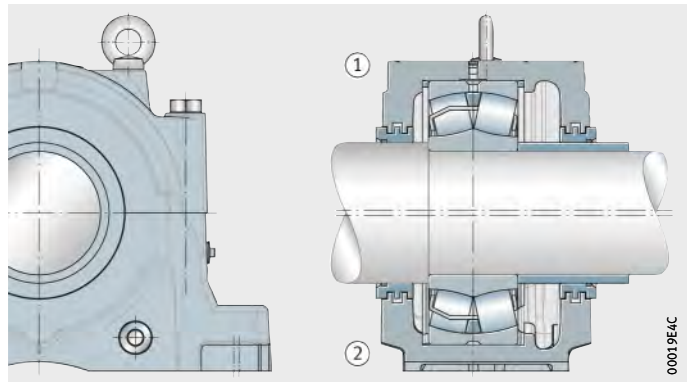
Based on the standard components, the housing can be combined as follows:

- location of bearings with a cylindrical bore directly on a stepped shaft or location of bearings with a tapered bore on a smooth shaft by means of an adapter sleeve
- sealing of the housing by means of a labyrinth seal or a Taconite seal
- with a continuous shaft or a housing closed on one side
- design of the bearing arrangement as a locating bearing arrangement or a non-locating bearing arrangement.

The resulting possible housing configurations, *Figure 3* to *Figure 10*, page 12 make it possible to fulfil various requirements on the bearing positions by means of standard components.

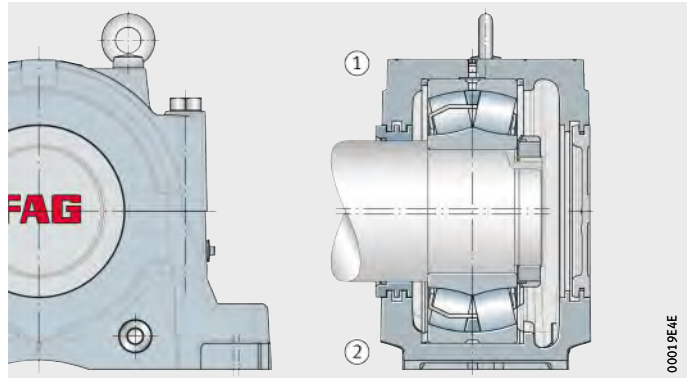
- ① Locating bearing
- ② Non-locating bearing

Figure 3
Plummer block housing SNS
for bearing with cylindrical bore
(2 labyrinth seals NTS)



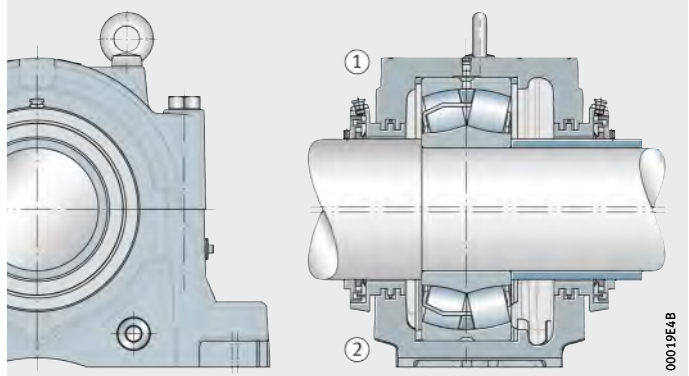
- ① Locating bearing
- ② Non-locating bearing

Figure 4
Plummer block housing SNS
for bearing with cylindrical bore
(labyrinth seal NTS and cover NDK)



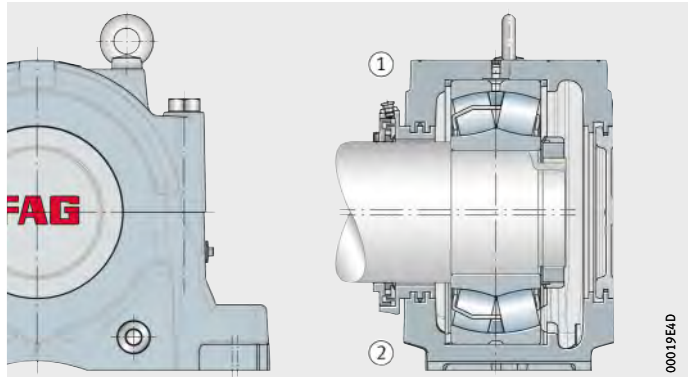
- ① Locating bearing
- ② Non-locating bearing

Figure 5
Plummer block housing SNS
for bearing with cylindrical bore
(2 Taconite seals NTC)



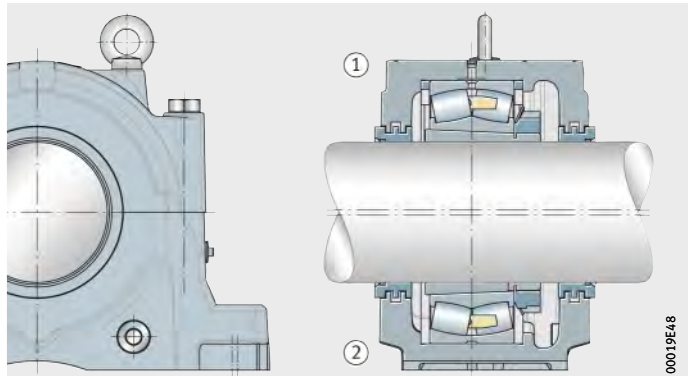
- ① Locating bearing
- ② Non-locating bearing

Figure 6
Plummer block housing SNS
for bearing with cylindrical bore
(Taconite seal NTC and cover NDK)



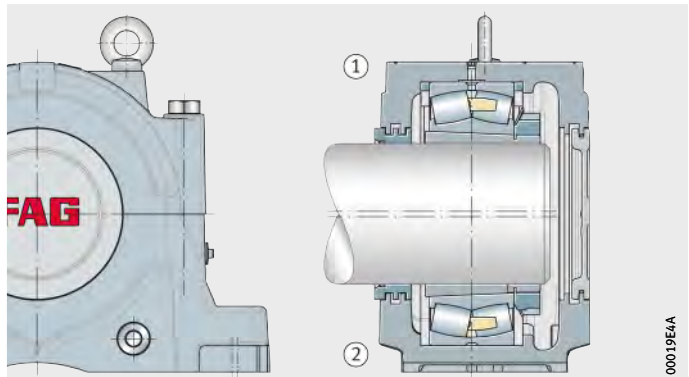
- ① Locating bearing
- ② Non-locating bearing

Figure 7
Plummer block housing SNS
for bearing with tapered bore and
adapter sleeve
(2 labyrinth seals NTS)



- ① Locating bearing
- ② Non-locating bearing

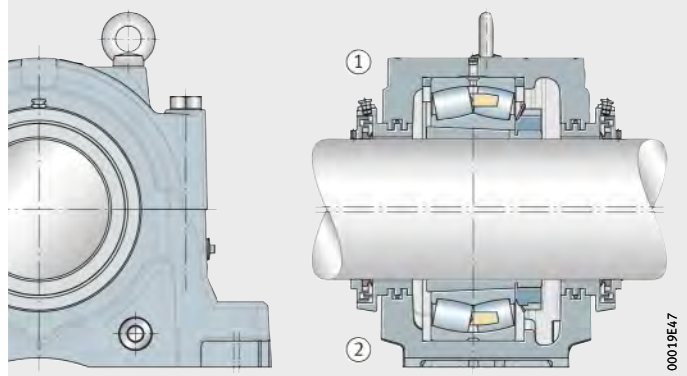
Figure 8
Plummer block housing SNS
for bearing with tapered bore and
adapter sleeve
(labyrinth seal NTS and cover NDK)



Split plummer block housings SNS

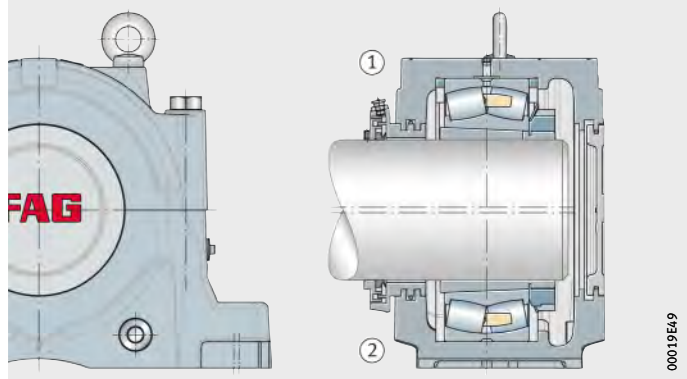
- ① Locating bearing
- ② Non-locating bearing

Figure 9
Plummer block housing SNS
for bearing with tapered bore and
adapter sleeve
(2 Taconite seals NTC)



- ① Locating bearing
- ② Non-locating bearing

Figure 10
Plummer block housing SNS
for bearing with tapered bore and
adapter sleeve
(Taconite seal NTC and cover NDK)



Combination with products for maintenance

The housings are suitable for connection of systems for preventive maintenance such as Condition Monitoring or automatic lubricators. Schaeffler offers a wide range of such products.

Further information on maintenance products

- Catalogue IS 1, Mounting and Maintenance of Rolling Bearings.

Seals and covers For sealing of the bearing housings, the standard seals available are the labyrinth seal and the Taconite seal. These seals are matched to the rectangular section annular slots on both sides of the housings.

Labyrinth seals NTS Labyrinth seals NTS give non-contact sealing. They are therefore suitable for high circumferential velocities. The round cord made from fluoro rubber FKM pressed between the labyrinth ring and shaft is suitable for temperatures up to +200 °C.

The labyrinth seal allows shaft misalignment of up to 0,3° in both directions and is suitable for grease lubrication. If necessary, the labyrinth can be relubricated. For this purpose, a lubrication hole must be made in the upper housing section for each labyrinth seal. The optimum positions are indicated by means of pilot holes.

Labyrinth seals must be ordered separately. They are supplied individually. If a continuous shaft is present, two seals must be ordered.

Taconite seals NTC Taconite seals NTC are combined FAG seals comprising a labyrinth seal and a V-ring. These seals are suitable for extreme operating conditions in relation to contamination and dust. The V-ring made from NBR is suitable for temperatures up to +100 °C.

The Taconite seal allows shaft misalignment of up to 0,3° in both directions and is suitable for grease lubrication. For relubrication, the seal is fitted with a lubrication nipple.

Taconite seals must be ordered separately. They are supplied individually. If a continuous shaft is present, two seals must be ordered.

Covers NDK Covers NDK are used with housings closed on one side. The covers fit in the rectangular section annular slots in the housings. They are suitable for temperatures up to +200 °C.

The covers must be ordered separately.

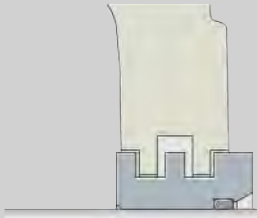
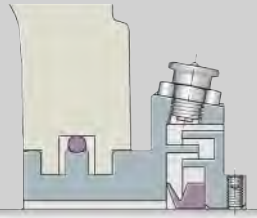

Characteristics and operating limits The characteristics and operating limits of the standard seals and covers are compared in an overview, see table, page 14.

Split plummer block housings SNS

Standard seals and covers for plummer block housings SNS

Seal or cover	
Designation	
Material	
Pieces per pack	
Suitability for sealing against	
Dust	
Fine solid particles	
Coarse solid particles	
Slivers	
Spray liquids	
Operating limits	
Temperature	°C
	°F
Circumferential velocity	m/s
Misalignment	°
Low friction	
Axial shaft displacement (suitability as non-locating bearing)	
Vertical arrangement	
Suitability for grease relubrication	
Suitability for oil lubrication	
Compatibility with sunlight	
Preconditions	
Shaft diameter tolerance	
Shaft roughness	µm

- ++ Highly suitable
- + Suitable
- (+) Suitable with restrictions
- Not suitable

Labyrinth seal 	Taconite seal 	Cover 
NTS	NTC	NDK
Steel, FKM	Steel, NBR	Steel, FKM
1	1	1
(+)	++	++
+	++	++
+	++	++
++	++	++
-	++	++
-50 to +200 (due to FKM)	-40 to +100 (due to NBR)	-50 to +200 (due to FKM)
-60 to +390 (due to FKM)	-40 to +210 (due to NBR)	-60 to +390 (due to FKM)
No restriction	12	Not applicable
≤ 0,3	≤ 0,3	Not applicable
++	+	Not applicable
+	+	Not applicable
-	(+)	++
+	+	++
-	(+)	+
++	++	++
h8 (h9)	h8 (h9)	Not applicable
Ra 3,2	Ra 3,2	Not applicable

Split plummer block housings SNS

Grease lubrication

Plummer block housings SNS are principally suitable for grease lubrication. For initial lubrication, the basic rule is that the bearing should be filled with grease to 100% and the free volume of the housing to 60%. The free volume is the space that remains in the housing once the bearing, adapter sleeve, shaft and seals have been fitted.

The recommended grease quantity can also be stated in grams once the density of the grease has been taken into consideration, see table.

The recommended grease quantity in the table takes account of the following:

- filling of the free volume to 60%
- grease with a density of 0,9 g/cm³.

Recommended grease quantity for selected housing/bearing combinations

Housing	Bearing	Adapter sleeve	Free volume (100%) cm ³	Recommended grease quantity g
SNS3038-H-D	23038..-K	H3038	3 900	2 110
SNS3040-H-D	23040..-K	H3040	5 020	2 710
SNS3044-H-D	23044..-K	H3044	5 770	3 120
SNS3048-H-D	23048..-K	H3048	7 280	3 940
SNS3052-H-D	23052..-K	H3052	9 930	5 360
SNS3136-H-D	23136..-K	H3136	3 810	2 060
SNS3138-H-D	23138..-K	H3138	5 030	2 720
SNS3140-H-D	23140..-K	H3140	6 780	3 660
SNS3144-H-D	23144..-K	H3144	7 520	4 060
SNS3148-H-D	23148..-K	H3148	10 100	5 990
SNS3234-H-D	23234..-K	H2334	4 810	2 600
SNS3236-H-D	23236..-K	H2336	3 840	2 070
SNS3238-H-D	23238..-K	H2338	5 410	2 920
SNS3240-H-D	23240..-K	H2340	7 370	3 980
SNS3244-H-D	23244..-K	H2344	9 360	5 050

Information on the recommended grease quantity for other housing sizes is available by agreement.

In order to achieve a long operating life and high operational security of the bearing arrangement, we recommend the use of the rolling bearing greases Arcanol. These have been designed and tested for bearing arrangement engineering.

The recommended degree of filling for the greasing of bearings may deviate, as a function of the application and speed, from 100%.

**Further information
on the lubrication
of rolling bearings**

■ TPI 168, Rolling Bearing Greases Arcanol

■ TPI 176, Lubrication of Rolling Bearings.

Grease changes

In order to renew the lubricant, a grease change is always recommended in which the grease in the bearing and housing is completely replaced.

A grease change requires opening of the bearing housing.

If unfavourable environmental conditions are present, there is therefore a risk of contamination being carried into the housing. In addition, standstill of the machine during the grease change is unavoidable. It must therefore be checked in each individual case whether relubrication should be carried out in preference to a grease change.

Split plumber block housings SNS

Relubrication

If relubrication is carried out on bearings with a circumferential lubrication groove, the grease is introduced into the housing via the central lubrication hole, *Figure 11*, ①. The screw plug must therefore be removed from the upper housing section and permanently replaced by one of the lubrication nipples supplied. In this type of relubrication, the grease acts directly on the bearing.

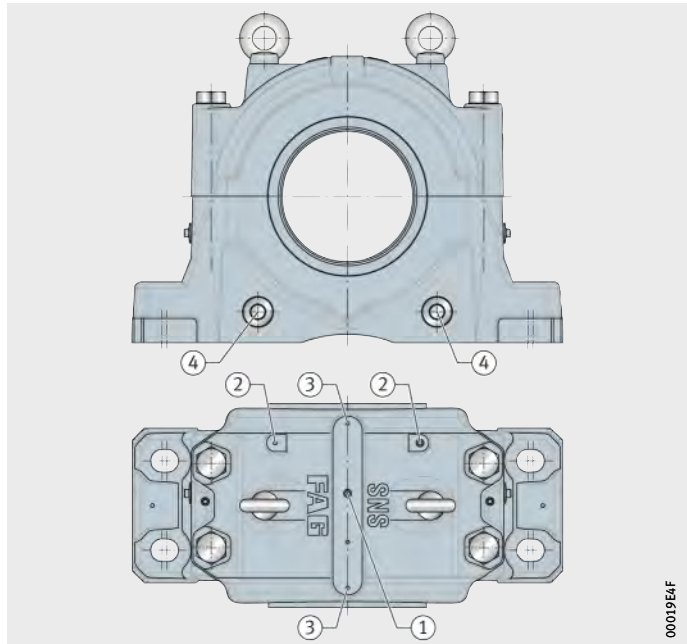
In order to prevent overgreasing, the screw plugs must be removed from the two grease outlet holes in the lower housing section for the duration of relubrication, *Figure 11*, ④. This allows the superfluous grease to escape. The grease outlet holes must then be closed off again using the screw plugs.

For the relubrication of bearings without a lubrication groove, two relubrication points are provided in the upper housing section, *Figure 11*, ②. One of the two points has a threaded hole M10×1, while the other is indicated by a pilot hole.

Lubrication holes can be provided at two further points for relubrication of labyrinth seals, *Figure 11*, ③.

- ① Central lubrication hole, for bearings with lubrication groove
- ② Points for relubrication of bearings without lubrication groove
- ③ Points for relubrication of labyrinth seals
- ④ Grease outlet holes

Figure 11
Points for relubrication



Lubrication nipples with dust cap are supplied as followed:

- button head lubrication nipples in accordance with DIN 3404-M10×1
- taper type lubrication nipples in accordance with DIN 71412-AM10×1.



In the interests of the environment, controlled metering must be ensured. Any grease that escapes via the grease outlet holes must be collected by means of a suitable device.

If unfavourable environmental conditions are present, there is therefore a risk of contamination being carried into the housing when the grease outlet holes are opened.

Split plummer block housings SNS

Automatic lubricators

The plummer block housings SNS can also be connected directly to automatic lubricators, such as the FAG CONCEPT8, *Figure 12*.



Figure 12
Plummer block housing SNS
with automatic lubricator
FAG CONCEPT8

**Further information
on the FAG CONCEPT8**

■ WL 80 382, FAG CONCEPT8.

00019ED5

Design and safety guidelines

Load carrying capacity

The permissible load on the housing is dependent on:

- the strength of the housing
- the strength of the connecting screws
- the load carrying capacity of the bearing
- the load direction.

Guide values are given for the rupture load of the housings and the maximum load carrying capacity of the screws connecting the upper and lower sections of the housing, *Figure 13* and table, page 22. The guide values are valid for purely static loading. Guide values for other housing sizes are available by agreement.

The values in the table apply if the mounting surface of the mating parts is in accordance with DIN ISO 2768-H. A precondition for supporting loads is that the housing base surface is completely and rigidly supported.

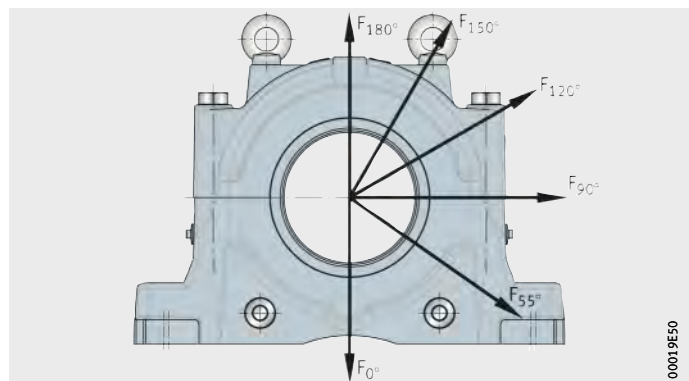
When determining the permissible static load, safety factors must be applied. For general machine building, the safety factor 6 relative to the housing rupture load is normally applied. Based on the precise calculation of the housing rupture loads using the Finite Element method and the use as standard of spheroidal graphite cast iron as the housing material, the safety factor 5 is sufficient for plummer block housings SNS.

A safety factor is not required for the values given for the load carrying capacity of the connecting screws.



If the housing is subjected to axial load, the permissible axial load of the bearing fitted must be taken into consideration. If the bearing is located on the shaft using an adapter sleeve, the axial retaining force of the bearing and adapter sleeve must also be taken into consideration.

Figure 13
Load directions F
for guide values
for housing rupture load and
maximum load carrying
capacity of connecting screws



Split plummer block housings SNS

Guide values
for housing rupture load and
maximum load carrying capacity
of connecting screws,
as well as tightening torques

Plummer block housing			Housing rupture loads in load direction F		
			Housing made from spheroidal graphite cast iron GJS-400-15 (suffix D)		
SNS30	SNS31	SNS32	0° kN	55° kN	90° kN
SNS3036	SNS3134	–	4 050	4 540	3 040
SNS3038	SNS3136	–	4 400	4 940	3 300
SNS3040	SNS3138	SNS3234	4 880	5 480	3 660
–	–	SNS3236	4 880	5 480	3 660
SNS3044	SNS3140	SNS3238	5 800	6 500	4 350
SNS3048	SNS3144	SNS3240	6 240	7 560	5 070
SNS3052	SNS3148	–	7 330	8 550	5 720
–	–	SNS3244	7 330	8 550	5 720
SNS3056	SNS3152	–	8 740	9 810	6 550
–	–	SNS3248	8 740	9 810	6 550

Guide values for other housing sizes are available by agreement.

				Connecting screws					
				Screws in accordance with DIN EN ISO 4014	Tightening torque	Maximum load carrying capacity of four screws with contact between parting surfaces in load direction F			
						Material 8.8	90° kN	120° kN	150° kN
120° kN	150° kN	180° kN	Axial kN		Nm				
1 650	1 190	1 220	1 170	M24	559	1 380	760	618	725
1 800	1 300	1 330	1 270	M24	559	1 370	760	615	723
1 990	1 440	1 470	1 410	M24	559	1 500	830	670	790
1 990	1 440	1 470	1 410	M24	559	1 500	830	670	790
2 370	1 700	1 750	1 670	M24	559	1 510	836	677	796
2 880	2 360	2 380	1 880	M24	559	1 484	820	664	781
3 190	2 470	2 510	2 080	M30	1 118	2 380	1 315	1 065	1 252
3 190	2 470	2 510	1 880	M30	1 118	2 380	1 315	1 065	1 252
3 570	2 580	2 640	2 520	M30	1 118	2 372	1 310	1 061	1 250
3 570	2 580	2 640	1 410	M30	1 118	2 372	1 310	1 061	1 250

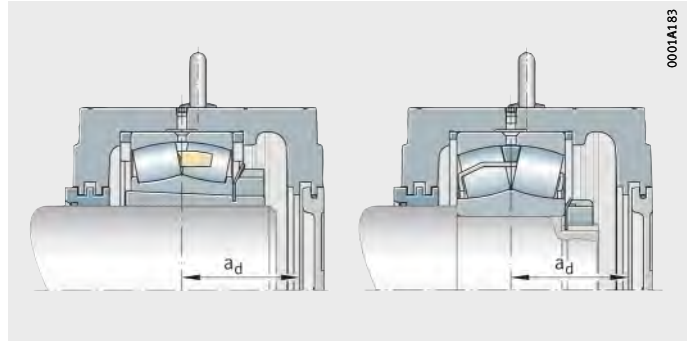
Split plummer block housings SNS

Permissible shaft end designs

In the case of a housing closed on one side, the length of the shaft in the housing must be restricted such that no contact occurs between the shaft and the cover. In this case, the displacement facility of the bearing in a non-locating bearing arrangement must be taken into consideration. The basis for determining the permissible length of the shaft is the spacing between the centre of the bearing seat and the cover, see table.

a_d = spacing between centre of bearing seat and cover

Figure 14
Spacing between centre of bearing seat and cover



Spacing between centre of bearing seat and cover

Plummer block housing					Spacing
SNS22	SNS30	SNS31	SNS32	SNS40	a_d mm
-	SNS3036	SNS3134	-	-	107,5
-	SNS3038	SNS3136	-	-	113,5
-	SNS3040	SNS3138	SNS3234	-	117,5
-	-	-	SNS3236	-	117,5
-	SNS3044	SNS3140	SNS3238	-	127,5
-	SNS3048	SNS3144	SNS3240	-	133,5
-	SNS3052	SNS3148	SNS3244	-	141,5
-	SNS3056	SNS3152	SNS3248	-	151,5
-	SNS3060	SNS3156	-	-	154,5
-	SNS3064	SNS3160	SNS3252	-	175,5
-	-	-	SNS3256	-	175,5
-	SNS3068	SNS3164	SNS3260	-	186,5
-	SNS3072	-	-	-	186,5
SNS2264	SNS3076	SNS3168	SNS3264	SNS4076	202,5
-	SNS3080	SNS3172	SNS3268	SNS4080	208,5
-	SNS3084	SNS3176	-	SNS4084	208,5
-	SNS3088	SNS3180	SNS3272	SNS4088	223,5
-	SNS3092	SNS3184	SNS3276	SNS4092	243,5
-	SNS3096	SNS3188	SNS3280	SNS4096	243,5
-	SNS30/500	-	-	SNS40/500	243,5
-	SNS30/530	SNS3192	SNS3284	SNS40/530	248,5
-	-	SNS3196	SNS3288	-	248,5

Mounting and dismounting

Correct mounting has a decisive influence on the achievable bearing life. For this reason, careful attention must be paid to the following information.

Surface quality of the mounting surface

The requirements for the surface on which the housing is to be mounted are as follows:

- sufficiently robust to withstand the static and dynamic loads occurring in operation over the long term
- surface roughness $R_a \leq 12,5$
- flatness tolerance to IT7, measured across the diagonal
- free from colour.

Compliance with these requirements is the basis for the operational security of the housing and a long operating life of the bearing fitted.

Horizontal fixing of the housing

In addition to the foot screws, horizontal fixing of the housing is necessary if one of the following conditions is fulfilled:

- The load angle is between 55° and 120° , *Figure 13*, page 21.
- Axial load is present.

It is recommended that the horizontal fixing is carried out by means of stops in the load direction. The lower housing section is therefore provided with machined locating faces.

Eye bolts

The upper housing section has 2 eye bolts in accordance with DIN 580. These are intended as locating points for mounting and dismounting of the housing. The load carrying capacity of the eye bolts allows lifting of the housing including a bearing fitted in the housing.



Eye bolts must always be screwed fully into the housing.

Eye bolts should only be used for lifting the housing including the bearing fitted in the housing. During lifting by means of the eye bolts, no other machine or plant components should be connected to the housing.

Split plumber block housings SNS

Foot screws Foot screws, see table, are used to screw mount housings to the mounting surface.

Foot screws are not included in the scope of delivery of the housings.

Nominal sizes of foot screws for plumber block housings SNS

Plumber block housing					Nominal screw size
SNS22	SNS30	SNS31	SNS32	SNS40	
–	SNS3036	SNS3134	SNS3234	–	M24
–	SNS3038	SNS3136	SNS3236	–	
–	SNS3040	SNS3138	–	–	
–	SNS3044	SNS3140	SNS3238	–	M30
–	SNS3048	SNS3144	SNS3240	–	
–	SNS3052	SNS3148	SNS3244	–	
SNS2264	SNS3056	SNS3152	SNS3248	SNS4076	M36
–	SNS3060	SNS3156	SNS3252	SNS4080	
–	SNS3064	SNS3160	SNS3256	SNS4084	
–	SNS3068	SNS3164	SNS3260	–	
–	SNS3072	SNS3168	SNS3264	–	
–	SNS3076	SNS3172	SNS3268	–	
–	SNS3080	SNS3176	–	–	
–	SNS3084	–	–	–	
–	SNS3088	SNS3180	SNS3272	SNS4088	
–	SNS3092	SNS3184	SNS3276	SNS4092	M42
–	SNS3096	SNS3188	SNS3280	SNS4096	
–	SNS30/500	SNS3192	SNS3284	SNS40/500	
–	SNS30/530	SNS3196	SNS3288	SNS40/530	M48

The tightening torques in the following table are maximum values for metric coarse-pitched threads to DIN ISO 962 and DIN ISO 965-2 and head contact dimensions to DIN 931, DIN EN ISO 4017, DIN EN ISO 4032, DIN EN ISO 4762, DIN 6912, DIN 7984, DIN 7990 and DIN EN ISO 8673.

They are valid with 90% utilisation of the yield stress of the screw material 8.8 and a friction factor of 0,14. We recommend that foot screws should be tightened to 70% of these values.

Maximum tightening torques, see table.

Maximum tightening torques for foot screws with metric threads to DIN ISO 962 and DIN ISO 965-2

Nominal screw size	Maximum tightening torque Nm
M24	740
M30	1 450
M36	2 600
M42	4 000
M48	6 000

Location of bearings with a tapered bore on the shaft

Bearings with a tapered bore are located on the shaft in plunger block housings SNS by means of adapter sleeves. The adapter sleeve is slid onto the shaft first and then the bearing is slid onto the taper of the adapter sleeve. As a result, the radial internal clearance of the bearing is reduced. At the same time, a radial preload occurs between the bearing inner ring, adapter sleeve and shaft, ensuring the rigid seating of the bearing on the shaft.

FAG hydraulic nuts can be used to aid the pressing-on operation. The reduction in the radial internal clearance is determined in the case of spherical roller bearings by measurement using feeler gauges.

The values given for the reduction in the radial internal clearance and the displacement distance on the taper lead to rigid seating of the bearing on the shaft, see table.

Reduction in the radial internal clearance and displacement distance on the taper 1:12

Nominal bearing bore diameter d mm		Reduction in radial internal clearance mm		Displacement distance on taper 1:12				Control value for minimum radial internal clearance after fitting		
				Shaft mm		Adapter sleeve mm		CN mm	C3 mm	C4 mm
over	incl.	min.	max.	min.	max.	min.	max.	min.	min.	min.
100	120	0,05	0,07	0,7	1,1	0,8	1,2	0,05	0,065	0,1
120	140	0,065	0,09	1,1	1,4	1,2	1,5	0,055	0,08	0,11
140	160	0,075	0,1	1,2	1,6	1,3	1,7	0,055	0,09	0,13
160	180	0,08	0,11	1,3	1,7	1,4	1,9	0,06	0,1	0,15
180	200	0,09	0,13	1,4	2	1,5	2,2	0,07	0,1	0,16
200	225	0,1	0,14	1,6	2,2	1,7	2,4	0,08	0,12	0,18
225	250	0,11	0,15	1,7	2,4	1,8	2,6	0,09	0,13	0,2
250	280	0,12	0,17	1,9	2,6	2	2,9	0,1	0,14	0,22
280	315	0,13	0,19	2	3	2,2	3,2	0,11	0,15	0,24
315	355	0,15	0,21	2,4	3,4	2,6	3,6	0,12	0,17	0,26
355	400	0,17	0,23	2,6	3,6	2,9	3,9	0,13	0,19	0,29
400	450	0,2	0,26	3,1	4,1	3,4	4,4	0,13	0,2	0,31
450	500	0,21	0,28	3,3	4,4	3,6	4,8	0,16	0,23	0,35
500	560	0,24	0,32	3,7	5	4,1	5,4	0,17	0,25	0,36
560	630	0,26	0,35	4	5,4	4,4	5,9	0,2	0,29	0,41

Split plummer block housings SNS

Location of bearings with a cylindrical bore on the shaft

Bearings with a cylindrical bore are mounted in plummer block housings SNS on a stepped shaft. The bearing and then a spacer sleeve are slid onto the shaft. The outside diameter of the spacer sleeve must be selected such that it corresponds to the larger diameter of the stepped shaft. The seal is then slid onto the spacer sleeve. In the case of a housing closed on one side, a spacer sleeve is not used.

Spacer sleeves are not included in the scope of delivery of the housings.

Further information on mounting of bearings

- Machining tolerances for shafts: Catalogue HR 1, Rolling Bearings
- Detailed information on mounting: WL 80 100/3, Mounting of Rolling Bearings.

Mounting manual

The information on mounting and dismounting in this publication is aimed at the designer in order that he can take account, as early as the design stage, of all the requirements relating to mounting. There is a separate mounting manual for mounting personnel.



The mounting manual contains all the information that is required for safe, correct mounting.

Further information on mounting of housings

- Questions on the mounting procedure: industrial-services@schaeffler.com

Ordering examples

The order for a split FAG plummer block housing SNS includes not only the housing but also the seals, covers or locating rings suitable for the specific application. The bearing is normally ordered at the same time. The appropriate combination of these components is given in the dimension tables.

Plummer block housings SNS are available as standard in the form of a non-locating bearing design. These can be converted into locating bearing arrangements through the insertion of locating rings NFR.

Designation structure

The designation structure of plummer block housings SNS is based on the designation structure of rolling bearings. The designation of the housing series is followed by the bearing size and finally the designation for the design variants and material, see table and *Figure 15*.

Designation structure of plummer block housings SNS

Feature	Code	Description
① Housing series	SNS	Plummer block housing SNS
② ISO dimension series of bearing	30	ISO dimension series 22, 23, 30 and 40
	31	ISO dimension series 22, 23 and 31
	32	ISO dimension series 22 and 32
	40	ISO dimension series 40
③ Bore code of bearing	36	Bore code, two digits: ■ Bore diameter (36 · 5) mm = 180 mm
	/530	Bore code, three digits: ■ Bore diameter 530 mm
④ Housing design	H	Main design, see table, page 30
	Z	Additional design, see table, page 30
⑤ Housing material	D	Spheroidal graphite cast iron



Figure 15
Designation structure of plummer block housings SNS, example

Split plummer block housings SNS

Plummer block housings SNS are available in the housing designs H and Z. Spherical roller bearings can be fitted, as a function of the bearing series, in one of the two housing designs, see table.

Allocation of housing designs H and Z to bearing types

Housing design	Bearing series
H	Spherical roller bearings with tapered bore and adapter sleeve
	Split spherical roller bearings
	Following spherical roller bearings with cylindrical bore: 22232, 22234, 22252, 22272, 22326, 22328, 22330, 22332, 22334, 22338, 22344, 22348, 22352, 22356, 23036, 23152, 23232, 24036
Z	Spherical roller bearings with cylindrical bore, not allocated to housing design H

The designations of standard seals, covers and locating rings contain information on the series and size, see tables and *Figure 16* to *Figure 18*, page 31.

Designation structure of standard seals

Feature	Code	Description
① Series	NTS	Labyrinth seal
	NTC	Taconite seal
② Dimension series	36	Dimension series 36
③ Shaft diameter	No further codes	Standard shaft diameter of dimension series
	/125	Metric shaft diameter: ■ 125 mm
	X415	Inch size shaft diameter: ■ 4 inch + 15 · $\frac{1}{16}$ inch = 4 $\frac{15}{16}$ inch

Figure 16
Designation structure of standard seals, examples



Designation structure of covers

Feature	Code	Description
① Series	NDK	Cover for plummer block housing SNS
② Dimension series	36	Dimension series 36




Figure 17
Designation structure of covers,
example

Designation structure of locating rings

Feature	Code	Description
① Series	NFR	Locating ring
② Outside diameter	280	Outside diameter 280 mm
③ Width	10	Width 10 mm



Figure 18
Designation structure
of locating rings,
example

Split plummer block housings SNS

Examples The ordering examples show the construction of an order for a locating bearing arrangement and for a non-locating bearing arrangement.

Locating bearing arrangement Plummer block housing SNS made from the standard material spheroidal graphite cast iron, closed on one side, spherical roller bearing 23136-E1A-K-M as a locating bearing, location by means of adapter sleeve, labyrinth seal.

Order	1 plummer block housing	SNS3136-H-D
	1 spherical roller bearing	23136-E1A-K-M
	1 adapter sleeve	H3136
	2 locating rings	NFR300/10
	1 cover	NDK36
	1 labyrinth seal	NTS36

Non-locating bearing arrangement Plummer block housing SNS made from the standard material spheroidal graphite cast iron, continuous shaft, spherical roller bearing 23136-E1A-K-M as a non-locating bearing, location by means of adapter sleeve, Taconite seal.

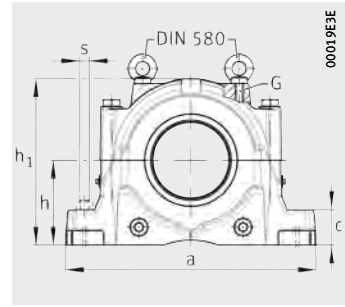
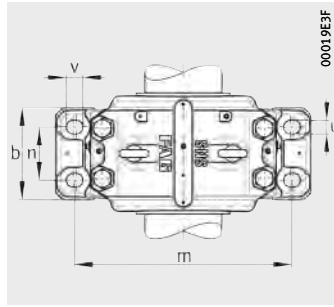
Order	1 plummer block housing	SNS3136-H-D
	1 spherical roller bearing	23136-E1A-K-M
	1 adapter sleeve	H3136
	2 Taconite seals	NTC36

Plummer block housings

SNS, split

For spherical roller bearings with tapered bore and adapter sleeve

Metric shafts



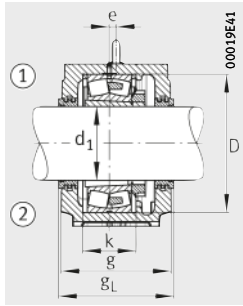
①, ②²⁾

Dimension table · Dimensions in mm

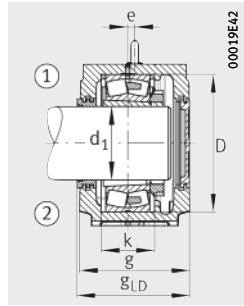
Shaft d_1	Housing Dimensions														Spherical roller bearing and accessories	
	h	h_1	g	b	c	a	m	n	v	u	s	D	k	e	Bearing	Adapter sleeve
115	170	333	230	180	70	510	430	100	34	28	24	280	108	14	22326..-K	H2326
125	180	353	240	190	75	530	450	110	34	28	24	300	116	15	22328..-K	H2328
135	190	375	260	210	80	560	480	120	34	28	24	320	124	10	22330..-K	H2330
140	180	353	240	190	75	530	450	110	34	28	24	290	115	15	22322..-K	H3132
140	180	353	240	190	75	530	450	110	34	28	24	290	115	15	23232..-K	H2332
140	210	411	280	230	85	610	510	130	42	35	30	340	132	10	22332..-K	H2332
150	170	333	230	180	70	510	430	100	34	28	24	280	108	14	23134..-K	H3134
150	170	333	230	180	70	510	430	100	34	28	24	280	108	14	231SM150-MA	-
150	190	375	260	210	80	560	480	120	34	28	24	310	122	10	23234..-K	H2334
150	190	375	260	210	80	560	480	120	34	28	24	310	122	10	22234..-K	H3134
150	220	434	290	240	90	640	540	140	42	35	30	360	140	12	22334..-K	H2334
160	170	333	230	180	70	510	430	100	34	28	24	280	108	14	23036..-K	H3036
160	170	333	230	180	70	510	430	100	34	28	24	280	108	14	230SM160-MA	-
160	180	353	240	190	75	530	450	110	34	28	24	300	116	15	23136..-K	H3136
160	180	353	240	190	75	530	450	110	34	28	24	300	116	15	231SM160-MA	-
160	190	375	260	210	80	560	480	120	34	28	24	320	124	10	23236..-K	H2336
160	190	375	260	210	80	560	480	120	34	28	24	320	124	10	22236..-K	H3136
170	180	353	240	190	75	530	450	110	34	28	24	290	115	15	23038..-K	H3038
170	180	353	240	190	75	530	450	110	34	28	24	290	115	15	230SM170-MA	-
170	190	375	260	210	80	560	480	120	34	28	24	320	124	10	23138..-K	H3138
170	190	375	260	210	80	560	480	120	34	28	24	320	124	10	231SM170-MA	-
170	210	411	280	230	85	610	510	130	42	35	30	340	132	10	23238..-K	H2338
170	210	411	280	230	85	610	510	130	42	35	30	340	132	10	22238..-K	H3138
170	240	474	310	260	95	700	600	150	42	35	30	400	148	12	22338..-K	H2338
180	190	375	260	210	80	560	480	120	34	28	24	310	122	10	23040..-K	H3040
180	190	375	260	210	80	560	480	120	34	28	24	310	122	10	230SM180-MA	-
180	210	411	280	230	85	610	510	130	42	35	30	340	132	10	23140..-K	H3140
180	210	411	280	230	85	610	510	130	42	35	30	340	132	10	231SM180-MA	-
180	220	434	290	240	90	640	540	140	42	35	30	360	140	12	23240..-K	H2340
180	220	434	290	240	90	640	540	140	42	35	30	360	140	12	22240..-K	H3140
180	260	516	320	280	100	770	650	160	50	42	36	420	166	13	22340..-K	H2340

1) Please request values.

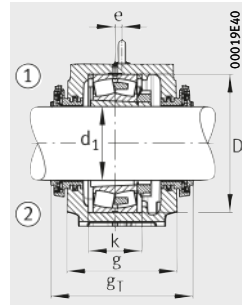
2) ① Locating bearing
② Non-locating bearing



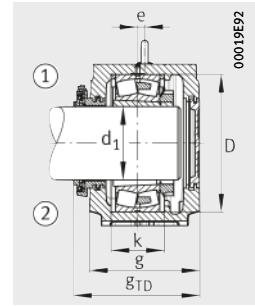
Labyrinth seal NTS



Labyrinth seal NTS
Cover NDK



Taconite seal NTC



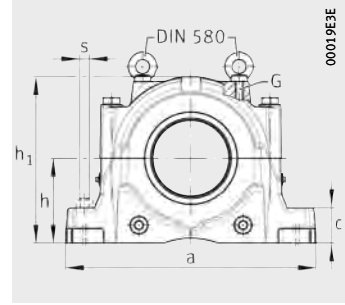
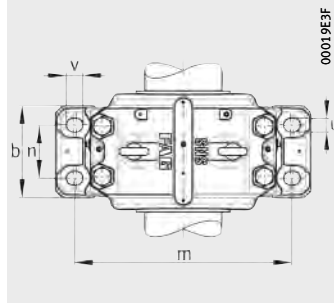
Taconite seal NTC
Cover NDK

									Housing		
Locating ring		Labyrinth seal			Taconite seal			Cover	G	Mass m ≈kg	Designation
	Quantity		gL mm	gL _D mm		g _T ¹⁾ mm	g _{TD} ¹⁾ mm				
NFR280/7.5	2	NTS34/115	241	235,5	NTC34/115	–	–	NDK34	M16	76	SNS3134-H-D
NFR300/7	2	NTS36/125	251	245,5	NTC36/125	–	–	NDK36	M16	85	SNS3136-H-D
NFR320/8	2	NTS38/135	271	265,5	NTC38/135	–	–	NDK38	M20	107	SNS3138-H-D
NFR290/17.5	2	NTS38/140	251	245,5	NTC38/140	–	–	NDK38	M16	85	SNS3038-H-D
NFR290/5.5	2	NTS38/140	251	245,5	NTC38/140	–	–	NDK38	M16	85	SNS3038-H-D
NFR340/9	2	NTS40/140	291	285,5	NTC40/140	–	–	NDK40	M20	135	SNS3140-H-D
NFR280/10	2	NTS34	241	235,5	NTC34	–	–	NDK34	M16	76	SNS3134-H-D
NFR280/10	2	NTS34	241	235,5	NTC34	–	–	NDK34	M16	76	SNS3134-H-D
NFR310/6	2	NTS40/150	271	265,5	NTC40/150	–	–	NDK40	M20	107	SNS3234-H-D
NFR310/18	2	NTS40/150	271	265,5	NTC40/150	–	–	NDK40	M20	107	SNS3040-H-D
NFR360/10	2	NTS48/150	301	295,5	NTC48/150	–	–	NDK48	M20	153	SNS3048-H-D
NFR280/17	2	NTS36	241	235,5	NTC36	–	–	NDK36	M16	76	SNS3036-H-D
NFR280/17	2	NTS36	241	235,5	NTC36	–	–	NDK36	M16	76	SNS3036-H-D
NFR300/10	2	NTS36	251	245,5	NTC36	–	–	NDK36	M16	85	SNS3136-H-D
NFR300/10	2	NTS36	251	245,5	NTC36	–	–	NDK36	M16	85	SNS3136-H-D
NFR320/6	2	NTS38/160	271	265,5	NTC38/160	–	–	NDK38	M20	107	SNS3236-H-D
NFR320/19	2	NTS38/160	271	265,5	NTC38/160	–	–	NDK38	M20	107	SNS3138-H-D
NFR290/10	4	NTS38	251	245,5	NTC38	–	–	NDK38	M16	85	SNS3038-H-D
NFR290/10	4	NTS38	251	245,5	NTC38	–	–	NDK38	M16	85	SNS3038-H-D
NFR320/10	2	NTS38	271	265,5	NTC38	–	–	NDK38	M20	107	SNS3138-H-D
NFR320/10	2	NTS38	271	265,5	NTC38	–	–	NDK38	M20	107	SNS3138-H-D
NFR340/6	2	NTS40/170	291	285,5	NTC40/170	–	–	NDK40	M20	135	SNS3238-H-D
NFR340/10	4	NTS40/170	291	285,5	NTC40/170	–	–	NDK40	M20	135	SNS3140-H-D
NFR400/8	2	NTS48/170	321	315,5	NTC48/170	–	–	NDK48	M24	206	SNS3148-H-D
NFR310/10	4	NTS40	271	265,5	NTC40	–	–	NDK40	M20	107	SNS3040-H-D
NFR310/10	4	NTS40	271	265,5	NTC40	–	–	NDK40	M20	107	SNS3040-H-D
NFR340/10	2	NTS40	291	285,5	NTC40	–	–	NDK40	M20	135	SNS3140-H-D
NFR340/10	2	NTS40	291	285,5	NTC40	–	–	NDK40	M20	135	SNS3140-H-D
NFR360/6	2	NTS48/180	301	295,5	NTC48/180	–	–	NDK48	M20	153	SNS3240-H-D
NFR360/21	2	NTS48/180	301	295,5	NTC48/180	–	–	NDK48	M20	153	SNS3048-H-D
NFR420/14	2	NTS56/180	331	325,5	NTC56/180	–	–	NDK56	M24	243	SNS3056-H-D

Plummer block housings

SNS, split

For spherical roller bearings with tapered bore and adapter sleeve
Metric shafts



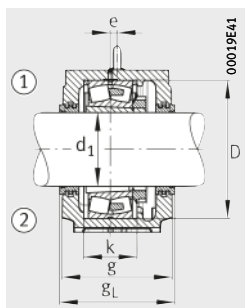
①, ②²⁾

Dimension table (continued) - Dimensions in mm

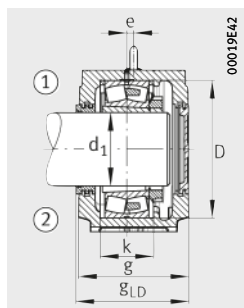
Shaft d_1	Housing Dimensions														Spherical roller bearing and accessories	
	h	h_1	g	b	c	a	m	n	v	u	s	D	k	e	Bearing	Adapter sleeve
200	210	411	280	230	85	610	510	130	42	35	30	340	130	10	23044..-K	H3044-HG
200	210	411	280	230	85	610	510	130	42	35	30	340	130	10	230SM200-MA	—
200	220	434	290	240	90	640	540	140	42	35	30	370	140	12	23144..-K	H3144-HG
200	220	434	290	240	90	640	540	140	42	35	30	370	140	12	231SM200-MA	—
200	240	474	310	260	95	700	600	150	42	25	30	400	164	12	23244..-K	H2344-HG
200	240	474	310	260	95	700	600	150	42	35	30	400	148	12	22244..-K	H3144-HG
200	280	550	320	280	105	790	670	160	50	42	36	460	166	16	22344..-K	H2344-HG
220	220	434	290	240	90	640	540	140	42	35	30	360	140	12	23048..-K	H3048-HG
220	220	434	290	240	90	640	540	140	42	35	30	360	140	12	230SM220-MA	—
220	240	474	310	260	95	700	600	150	42	35	30	400	148	12	23148..-K	H3148-HG
220	240	474	310	260	95	700	600	150	42	35	30	400	148	12	231SM220-MA	—
220	260	516	320	280	100	770	650	160	50	42	36	440	180	13	23248..-K	H2348-HG
220	260	516	320	280	100	770	650	160	50	42	36	440	164	13	22248..-K	H3148-HG
220	300	591	350	310	110	830	710	190	50	42	36	500	180	22	22348..-K	H2348-HG
240	240	474	310	260	95	700	600	150	42	35	30	400	148	12	23052..-K	H3052-HG
240	240	474	310	260	95	700	600	150	42	35	30	400	148	12	230SM240-MA	—
240	260	516	320	280	100	770	650	160	50	42	36	440	164	13	23152..-K	H3152-HG
240	260	516	320	280	100	770	650	160	50	42	36	440	164	13	231SM240-MA	—
240	300	591	350	310	110	830	710	190	50	42	36	480	194	22	23252..-K	H2352-HG
240	300	591	350	310	110	830	710	190	50	42	36	480	181	22	22252..-K	H3152-HG
240	320	631	370	330	115	880	750	200	50	42	36	540	196	23	22352..-K	H2352-HG
260	260	516	320	280	100	770	650	160	50	42	36	420	166	13	23056..-K	H3056-HG
260	260	516	320	280	100	770	650	160	50	42	36	420	166	13	230SM260-MA	—
260	280	550	320	280	105	790	670	160	50	42	36	460	166	16	23156..-K	H3156-HG
260	280	550	320	280	105	790	670	160	50	42	36	460	166	16	231SM260-MA	—
260	300	591	350	310	110	830	710	190	50	42	36	500	196	22	23256..-K	H2356-HG
260	300	591	350	310	110	830	710	190	50	42	36	500	196	22	232SM260-MA	—
260	300	591	350	310	110	830	710	190	50	42	36	500	180	22	22256..-K	H3156-HG
260	340	675	400	360	120	950	810	220	50	42	36	580	210	24	22356..-K	H2356-HG

1) Please request values.

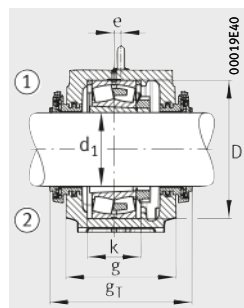
2) ① Locating bearing
② Non-locating bearing



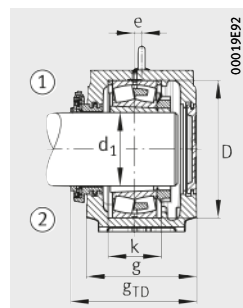
Labyrinth seal NTS



Labyrinth seal NTS
Cover NDK



Taconite seal NTC

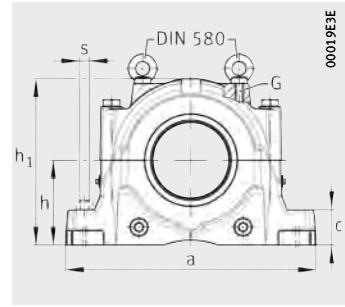
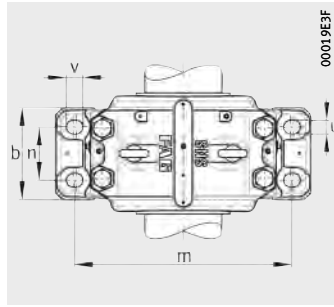


Taconite seal NTC
Cover NDK

									Housing		
Locating ring		Labyrinth seal			Taconite seal			Cover	G	Mass m ≈kg	Designation
	Quantity		g _L mm	g _{LD} mm		g _T ¹⁾ mm	g _{TD} ¹⁾ mm				
NFR340/10	4	NTS44	291	285,5	NTC44	—	—	NDK44	M20	135	SNS3044-H-D
NFR340/10	4	NTS44	291	285,5	NTC44	—	—	NDK44	M20	135	SNS3044-H-D
NFR370/10	2	NTS44	301	295,5	NTC44	—	—	NDK44	M20	152	SNS3144-H-D
NFR370/10	2	NTS44	301	295,5	NTC44	—	—	NDK44	M20	152	SNS3144-H-D
NFR400/10	2	NTS48/200	321	315,5	NTC48/200	—	—	NDK48	M24	206	SNS3244-H-D
NFR400/10	4	NTS48/200	321	315,5	NTC48/200	—	—	NDK48	M24	206	SNS3148-H-D
NFR460/10.5	2	NTS56/200	331	325,5	NTC56/200	—	—	NDK56	M24	277	SNS3156-H-D
NFR360/12	4	NTS48	301	295,5	NTC48	—	—	NDK48	M20	153	SNS3048-H-D
NFR360/12	4	NTS48	301	295,5	NTC48	—	—	NDK48	M20	153	SNS3048-H-D
NFR400/10	2	NTS48	321	315,5	NTC48	—	—	NDK48	M24	206	SNS3148-H-D
NFR400/10	2	NTS48	321	315,5	NTC48	—	—	NDK48	M24	206	SNS3148-H-D
NFR440/10	2	NTS52/220	331	325,5	NTC52/220	—	—	NDK52	M24	243	SNS3248-H-D
NFR440/22	2	NTS52/220	331	325,5	NTC52/220	—	—	NDK52	M24	243	SNS3152-H-D
NFR500/12.5	2	NTS60/220	361	355,5	NTC60/220	—	—	NDK60	M30	331	SNS3160-H-D
NFR400/22	2	NTS52	321	315,5	NTC52	—	—	NDK52	M24	206	SNS3052-H-D
NFR400/22	2	NTS52	321	315,5	NTC52	—	—	NDK52	M24	206	SNS3052-H-D
NFR440/10	2	NTS52	331	325,5	NTC52	—	—	NDK52	M24	243	SNS3152-H-D
NFR440/10	2	NTS52	331	325,5	NTC52	—	—	NDK52	M24	243	SNS3152-H-D
NFR480/10	2	NTS64/240	361	355,5	NTC64/240	—	—	NDK64	M30	331	SNS3252-H-D
NFR480/25.5	2	NTS64/240	361	355,5	NTC64/240	—	—	NDK64	M30	331	SNS3064-H-D
NFR540/15.5	2	NTS64/240	381	375,5	NTC64/240	—	—	NDK64	M30	373	SNS3164-H-D
NFR420/10	6	NTS56	331	325,5	NTC56	—	—	NDK56	M24	243	SNS3056-H-D
NFR420/10	6	NTS56	331	325,5	NTC56	—	—	NDK56	M24	243	SNS3056-H-D
NFR460/10	2	NTS56	331	325,5	NTC56	—	—	NDK56	M24	277	SNS3156-H-D
NFR460/10	2	NTS56	331	325,5	NTC56	—	—	NDK56	M24	277	SNS3156-H-D
NFR500/10	2	NTS60/260	361	355,5	NTC60/260	—	—	NDK60	M30	331	SNS3256-H-D
NFR500/10	2	NTS60/260	361	355,5	NTC60/260	—	—	NDK60	M30	331	SNS3256-H-D
NFR500/25	2	NTS60/260	361	355,5	NTC60/260	—	—	NDK60	M30	331	SNS3160-H-D
NFR580/17.5	2	NTS68/260	411	405,5	NTC68/260	—	—	NDK68	M30	473	SNS3168-H-D

Plummer block housings

SNS, split
For spherical roller bearings with tapered bore and adapter sleeve
Metric shafts



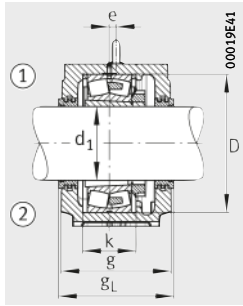
①, ②²⁾

Dimension table (continued) · Dimensions in mm

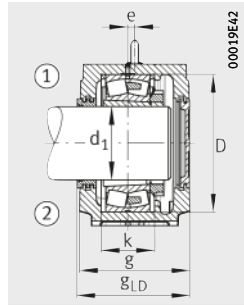
Shaft d_1	Housing Dimensions														Spherical roller bearing and accessories	
	h	h_1	g	b	c	a	m	n	v	u	s	D	k	e	Bearing	Adapter sleeve
280	280	550	320	280	105	790	670	160	50	42	36	460	168	16	23060..-K	H3060-HG
280	280	550	320	280	105	790	670	160	50	42	36	460	168	16	2305M280-MA	–
280	300	591	350	310	110	830	710	190	50	42	36	500	180	22	23160..-K	H3160-HG
280	300	591	350	310	110	830	710	190	50	42	36	500	180	22	2315M280-MA	–
280	320	631	370	330	115	880	750	200	50	42	36	540	212	23	23260..-K	H3260-HG
280	320	631	370	330	115	880	750	200	50	42	36	540	196	23	22260..-K	H3160-HG
300	300	591	350	310	110	830	710	190	50	42	36	480	181	22	23064..-K	H3064-HG
300	300	591	350	310	110	830	710	190	50	42	36	480	181	22	2305M300-MA	–
300	320	631	370	330	115	880	750	200	50	42	36	540	196	23	23164..-K	H3164-HG
300	320	631	370	330	115	880	750	200	50	42	36	540	196	23	2315M300-MA	–
300	340	675	400	360	120	950	810	220	50	42	36	580	228	24	23264..-K	H3264-HG
300	340	675	400	360	120	950	810	220	50	42	36	580	228	24	2325M300-MA	–
300	340	675	400	360	120	950	810	220	50	42	36	580	190	24	22264..-K	H3164-HG
320	320	631	370	330	115	880	750	200	50	42	36	520	197	23	23068..-K	H3068-HG
320	320	631	370	330	115	880	750	200	50	42	36	520	197	23	2305M320-MA	–
320	340	675	400	360	120	950	810	220	50	42	36	580	210	24	23168..-K	H3168-HG
320	340	675	400	360	120	950	810	220	50	42	36	580	210	24	2315M320-MA	–
320	360	715	400	360	120	1040	870	220	50	42	36	620	244	30	23268..-K	H3268-HG
340	320	631	370	330	115	880	750	200	50	42	36	540	198	23	23072..-K	H3072-HG
340	320	631	370	330	115	880	750	200	50	42	36	540	198	23	2305M340-MA	–
340	350	695	400	360	120	1000	840	220	50	42	36	600	212	30	23172..-K	H3172-HG
340	350	695	400	360	120	1000	840	220	50	42	36	600	212	30	2315M340-MA	–
340	380	775	430	390	125	1120	950	240	60	48	42	650	252	30	23272..-K	H3272-HG
340	380	775	430	390	125	1120	950	240	60	48	42	650	252	30	2325M340-MA	–
340	380	775	430	390	125	1120	950	240	60	48	42	650	220	30	22272..-K	H3172-HG

1) Please request values.

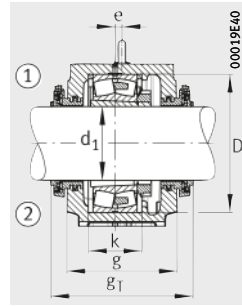
2) ① Locating bearing
② Non-locating bearing



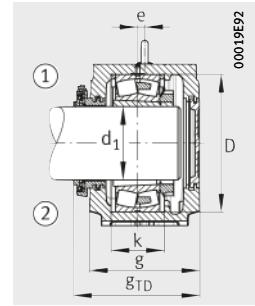
Labyrinth seal NTS



Labyrinth seal NTS
Cover NDK



Taconite seal NTC



Taconite seal NTC
Cover NDK

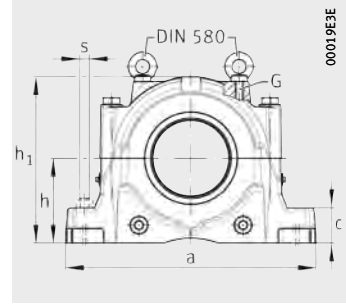
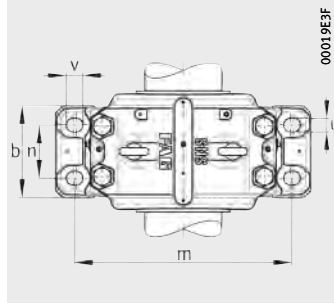
									Housing		
Locating ring		Labyrinth seal			Taconite seal			Cover	G	Mass m ≈kg	Designation
	Quantity		g _L mm	g _{LD} mm		g _T ¹⁾ mm	g _{TD} ¹⁾ mm				
NFR460/25	2	NTS60	331	325,5	NTC60	-	-	NDK60	M24	277	SNS3060-H-D
NFR460/25	2	NTS60	331	325,5	NTC60	-	-	NDK60	M24	277	SNS3060-H-D
NFR500/10	2	NTS60	361	355,5	NTC60	-	-	NDK60	M30	331	SNS3160-H-D
NFR500/10	2	NTS60	361	355,5	NTC60	-	-	NDK60	M30	331	SNS3160-H-D
NFR540/10	2	NTS64/280	381	375,5	NTC64/280	-	-	NDK64	M30	373	SNS3260-H-D
NFR540/28	2	NTS64/280	381	375,5	NTC64/280	-	-	NDK64	M30	373	SNS3164-H-D
NFR480/10	6	NTS64	361	355,5	NTC64	-	-	NDK64	M30	331	SNS3064-H-D
NFR480/10	6	NTS64	361	355,5	NTC64	-	-	NDK64	M30	331	SNS3064-H-D
NFR540/10	2	NTS64	381	375,5	NTC64	-	-	NDK64	M30	373	SNS3164-H-D
NFR540/10	2	NTS64	381	375,5	NTC64	-	-	NDK64	M30	373	SNS3164-H-D
NFR580/10	2	NTS68/300	411	405,5	NTC68/300	-	-	NDK68	M30	473	SNS3264-H-D
NFR580/10	2	NTS68/300	411	405,5	NTC68/300	-	-	NDK68	M30	473	SNS3264-H-D
NFR580/20	2	NTS68/300	411	405,5	NTC68/300	-	-	NDK68	M30	470	SNS2264-H-D
NFR520/16	4	NTS68	381	375,5	NTC68	-	-	NDK68	M30	373	SNS3068-H-D
NFR520/16	4	NTS68	381	375,5	NTC68	-	-	NDK68	M30	373	SNS3068-H-D
NFR580/10	2	NTS68	411	405,5	NTC68	-	-	NDK68	M30	473	SNS3168-H-D
NFR580/10	2	NTS68	411	405,5	NTC68	-	-	NDK68	M30	473	SNS3168-H-D
NFR620/10	2	NTS76/320	411	405,5	NTC76/320	-	-	NDK76	M36	520	SNS3268-H-D
NFR540/16	4	NTS72	381	375,5	NTC72	-	-	NDK72	M30	373	SNS3072-H-D
NFR540/16	4	NTS72	381	375,5	NTC72	-	-	NDK72	M30	373	SNS3072-H-D
NFR600/10	2	NTS72	411	405,5	NTC72	-	-	NDK72	M36	504	SNS3172-H-D
NFR600/10	2	NTS72	411	405,5	NTC72	-	-	NDK72	M36	504	SNS3172-H-D
NFR650/10	2	NTS80/340	441	435,5	NTC80/340	-	-	NDK80	M42	655	SNS3272-H-D
NFR650/10	2	NTS80/340	441	435,5	NTC80/340	-	-	NDK80	M42	655	SNS3272-H-D
NFR650/25	2	NTS80/340	441	435,5	NTC80/340	-	-	NDK80	M42	655	SNS3180-H-D

Plummer block housings

SNS, split

For spherical roller bearings with tapered bore and adapter sleeve

Metric shafts



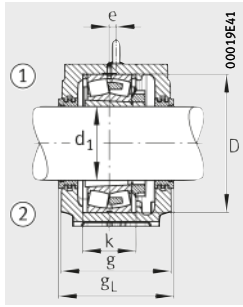
①, ②²⁾

Dimension table (continued) · Dimensions in mm

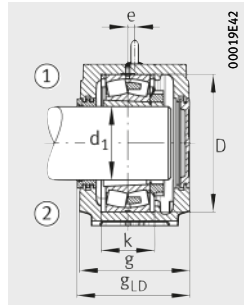
Shaft d_1	Housing Dimensions														Spherical roller bearing and accessories	
	h	h_1	g	b	c	a	m	n	v	u	s	D	k	e	Bearing	Adapter sleeve
360	340	675	400	360	120	950	810	220	50	42	36	560	180	24	23076..-K	H3076-HG
360	340	675	400	360	120	950	810	220	50	42	36	560	180	24	230SM360-MA	–
360	360	715	400	360	120	1040	870	220	50	42	36	620	214	30	23176..-K	H3176-HG
360	360	715	400	360	120	1040	870	220	50	42	36	620	214	30	231SM360-MA	–
360	410	810	460	420	130	1170	1000	260	60	48	42	680	260	35	23276..-K	H3276-HG
380	350	695	400	360	120	1000	840	220	50	42	36	600	192	30	23080..-K	H3080-HG
380	350	695	400	360	120	1000	840	220	50	42	36	600	192	30	230SM380-MA	–
380	380	775	430	390	125	1120	950	240	60	48	42	650	220	30	23180..-K	H3180-HG
380	380	775	430	390	125	1120	950	240	60	48	42	650	220	30	231SM380-MA	–
380	420	835	460	430	135	1220	1030	260	60	48	42	720	276	35	23280..-K	H3280-HG
380	420	835	460	430	135	1220	1030	260	60	48	42	720	276	35	232SM380-MA	–
400	360	715	400	360	120	1040	870	220	50	42	36	620	194	30	23084..-K	H3084-HG
400	360	715	400	360	120	1040	870	220	50	42	36	620	194	30	230SM400-MA	–
400	410	810	460	420	130	1170	1000	260	60	48	42	700	244	35	23184..-K	H3184-HG
400	410	810	460	420	130	1170	1000	260	60	48	42	700	244	35	231SM400-MA	–
400	440	880	470	440	145	1280	1070	260	60	48	42	760	292	35	23284..-K	H3284-HG
410	380	775	430	390	125	1120	950	240	60	48	42	650	200	30	23088..-K	H3088-HG
410	380	775	430	390	125	1120	950	240	60	48	42	650	200	30	230SM410-MA	–
410	420	835	460	430	135	1220	1030	260	60	48	42	720	246	35	23188..-K	H3188-HG
410	420	835	460	430	135	1220	1030	260	60	48	42	720	246	35	231SM410-MA	–
410	460	920	470	440	155	1330	1110	260	70	56	48	790	300	35	23288..-K	H3288-HG
430	410	810	460	420	130	1170	1000	260	60	48	42	680	224	35	23092..-K	H3092-HG
430	440	880	470	440	145	1280	1070	260	60	48	42	760	260	35	23192..-K	H3192-HG
450	410	810	460	420	130	1170	1000	260	60	48	42	700	224	35	23096..-K	H3096-HG
450	460	920	470	440	155	1330	1110	260	70	56	48	790	268	35	23196..-K	H3196-HG
450	460	920	470	440	155	1330	1110	260	70	56	48	790	268	35	231SM450-MA	–
470	420	835	460	430	135	1220	1030	260	60	48	42	720	226	35	230/500..-K	H30/500-HG
500	460	920	470	440	155	1330	1110	260	70	56	48	780	248	35	230/530..-K	H30/530-HG

1) Please request values.

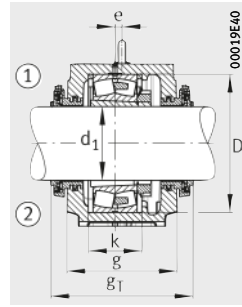
- 2) ① Locating bearing
② Non-locating bearing



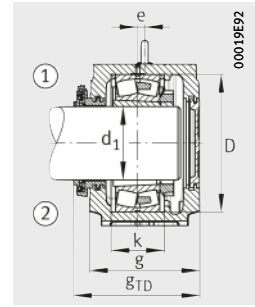
Labyrinth seal NTS



Labyrinth seal NTS
Cover NDK



Taconite seal NTC



Taconite seal NTC
Cover NDK

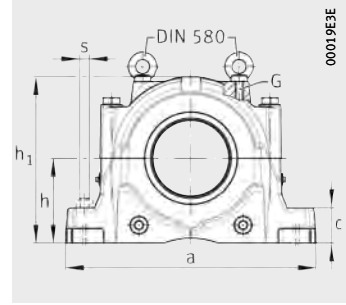
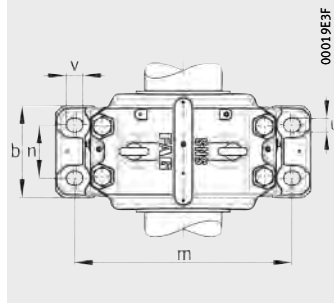
									Housing		
Locating ring		Labyrinth seal			Taconite seal			Cover	G	Mass m ≈kg	Designation
	Quantity		gL mm	gL _D mm		g _T ¹⁾ mm	g _{TD} ¹⁾ mm				
NFR560/22.5	2	NTS76	411	405,5	NTC76	–	–	NDK76	M30	473	SNS3076-H-D
NFR560/22.5	2	NTS76	411	405,5	NTC76	–	–	NDK76	M30	473	SNS3076-H-D
NFR620/10	2	NTS76	411	405,5	NTC76	–	–	NDK76	M36	520	SNS3176-H-D
NFR620/10	2	NTS76	411	405,5	NTC76	–	–	NDK76	M36	520	SNS3176-H-D
NFR680/10	2	NTS92/360	471	465,5	NTC92/360	–	–	NDK92	M42	788	SNS3276-H-D
NFR600/22	2	NTS80	411	405,5	NTC80	–	–	NDK80	M36	504	SNS3080-H-D
NFR600/22	2	NTS80	411	405,5	NTC80	–	–	NDK80	M36	504	SNS3080-H-D
NFR650/10	2	NTS80	441	435,5	NTC80	–	–	NDK80	M42	655	SNS3180-H-D
NFR650/10	2	NTS80	441	435,5	NTC80	–	–	NDK80	M42	655	SNS3180-H-D
NFR720/10	2	NTS88/380	471	465,5	NTC88/380	–	–	NDK88	M42	820	SNS3280-H-D
NFR720/10	2	NTS88/380	471	465,5	NTC88/380	–	–	NDK88	M42	820	SNS3280-H-D
NFR620/22	2	NTS84	411	405,5	NTC84	–	–	NDK84	M36	520	SNS3084-H-D
NFR620/22	2	NTS84	411	405,5	NTC84	–	–	NDK84	M36	520	SNS3084-H-D
NFR700/10	2	NTS84	471	465,5	NTC84	–	–	NDK84	M42	788	SNS3184-H-D
NFR700/10	2	NTS84	471	465,5	NTC84	–	–	NDK84	M42	788	SNS3184-H-D
NFR760/10	2	NTS92/400	481	475,5	NTC92/400	–	–	NDK92	M48	952	SNS3284-H-D
NFR650/21.5	2	NTS88	441	435,5	NTC88	–	–	NDK88	M42	655	SNS3088-H-D
NFR650/21.5	2	NTS88	441	435,5	NTC88	–	–	NDK88	M42	655	SNS3088-H-D
NFR720/10	2	NTS88	471	465,5	NTC88	–	–	NDK88	M42	831	SNS3188-H-D
NFR720/10	2	NTS88	471	465,5	NTC88	–	–	NDK88	M42	831	SNS3188-H-D
NFR790/10	2	NTS96/410	481	475,5	NTC96/410	–	–	NDK96	M48	1 042	SNS3288-H-D
NFR680/30.5	2	NTS92	471	465,5	NTC92	–	–	NDK92	M42	788	SNS3092-H-D
NFR760/10	2	NTS92	481	475,5	NTC92	–	–	NDK92	M48	952	SNS3192-H-D
NFR700/29.5	2	NTS96	471	465,5	NTC96	–	–	NDK96	M42	788	SNS3096-H-D
NFR790/10	2	NTS96	481	475,5	NTC96	–	–	NDK96	M48	1 042	SNS3196-H-D
NFR790/10	2	NTS96	481	475,5	NTC96	–	–	NDK96	M48	1 042	SNS3196-H-D
NFR720/29.5	2	NTS500	471	465,5	NTC500	–	–	NDK500	M42	831	SNS30/500-H-D
NFR780/31.5	2	NTS530	481	475,5	NTC530	–	–	NDK530	M48	1 042	SNS30/530-H-D

Plummer block housings

SNS, split

For spherical roller bearings with cylindrical bore

Metric shafts



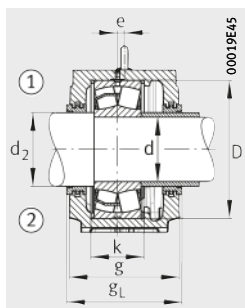
①, ②²⁾

Dimension table · Dimensions in mm

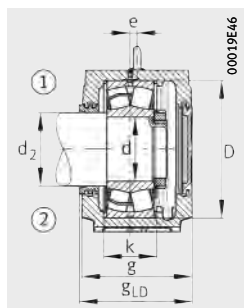
Shaft		Housing Dimensions														Spherical roller bearing and accessories
d	d ₂	h	h ₁	g	b	c	a	m	n	v	u	s	D	k	e	Bearing
130	150	170	333	230	180	70	510	430	100	34	28	24	280	108	14	22326
140	160	180	353	240	190	75	530	450	110	34	28	24	300	116	15	22328
150	170	190	375	260	210	80	560	480	120	34	28	24	320	124	10	22330
160	180	180	353	240	190	75	530	450	110	34	28	24	290	115	15	22232
160	180	210	411	280	230	85	610	510	130	42	35	30	340	132	10	22332
160	180	180	353	240	190	75	530	450	110	34	28	24	290	115	15	23232
170	180	170	333	230	180	70	510	430	100	34	28	24	280	108	14	23134
170	190	190	375	260	210	80	560	480	120	34	28	24	310	122	10	22234
170	190	220	434	290	240	90	640	540	140	42	35	30	360	140	12	22334
170	190	190	375	260	210	80	560	480	120	34	28	24	310	122	10	23234
180	200	190	375	260	210	80	560	480	120	34	28	24	320	124	10	22236
180	200	170	333	230	180	70	510	430	100	34	28	24	280	108	14	23036
180	200	180	353	240	190	75	530	450	110	34	28	24	300	116	15	23136
180	200	190	375	260	210	80	560	480	120	34	28	24	320	124	10	23236
180	200	170	333	230	180	70	510	430	100	34	28	24	280	108	14	24036
190	200	180	353	240	190	75	530	450	110	34	28	24	290	115	15	23038
190	200	190	375	260	210	80	560	480	120	34	28	24	320	124	10	23138
190	200	180	353	240	190	75	530	450	110	34	28	24	290	115	15	24038
190	210	210	411	280	230	85	610	510	130	42	35	30	340	132	10	22238
190	210	240	474	310	260	95	700	600	150	42	35	30	400	148	12	22338
190	210	210	411	280	230	85	610	510	130	42	35	30	340	132	10	23238
200	220	190	375	260	210	80	560	480	120	34	28	24	310	122	10	23040
200	220	210	411	280	230	85	610	510	130	42	35	30	340	132	10	23140
200	220	220	434	290	240	90	640	540	140	42	35	30	360	140	12	23240
200	220	190	375	260	210	80	560	480	120	34	28	24	310	122	10	24040

1) Please request values.

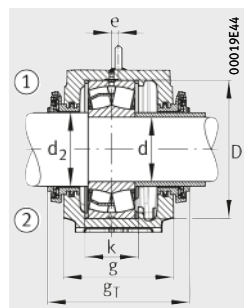
2) ① Locating bearing
② Non-locating bearing



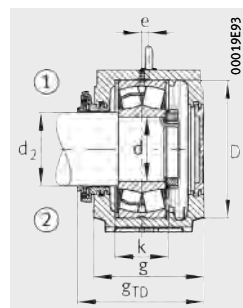
Labyrinth seal NTS



Labyrinth seal NTS
Cover NDK



Taconite seal NTC

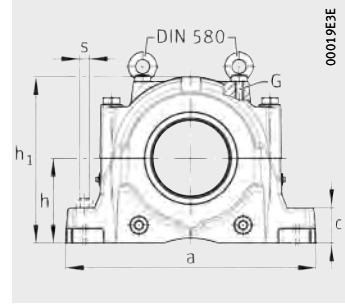
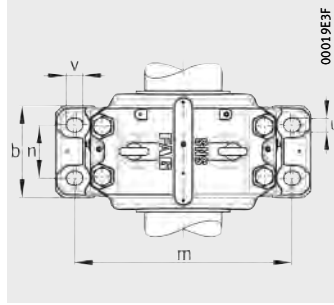


Taconite seal NTC
Cover NDK

									Housing		
Locating ring		Labyrinth seal			Taconite seal			Cover	G	Mass m ≈ kg	Designation
	Quantity		g _L mm	g _{LD} mm		g _T ¹⁾ mm	g _{TD} ¹⁾ mm				
NFR280/7.5	2	NTS34	241	235,5	NTC34	–	–	NDK34	M16	76	SNS3134-H-D
NFR300/7	4	NTS36	251	245,5	NTC36	–	–	NDK36	M16	85	SNS3136-H-D
NFR320/8	2	NTS38	271	265,5	NTC38	–	–	NDK38	M20	107	SNS3138-H-D
NFR290/17.5	2	NTS38/180	251	245,5	NTC38/180	–	–	NDK38	M16	85	SNS3038-H-D
NFR340/9	2	NTS40	291	285,5	NTC40	–	–	NDK40	M20	135	SNS3140-H-D
NFR290/5.5	2	NTS38/180	251	245,5	NTC38/180	–	–	NDK38	M16	85	SNS3038-H-D
NFR280/10	2	NTS40	241	235,5	NTC40	–	–	NDK40	M16	76	SNS3134-Z-D
NFR310/18	2	NTS40/190	271	265,5	NTC40/190	–	–	NDK40	M20	107	SNS3040-H-D
NFR360/10	2	NTS48/190	301	295,5	NTC48/190	–	–	NDK48	M20	153	SNS3048-H-D
NFR310/6	2	NTS40/190	271	265,5	NTC40/190	–	–	NDK40	M20	107	SNS3234-Z-D
NFR320/19	2	NTS44	271	265,5	NTC44	–	–	NDK44	M20	107	SNS3138-Z-D
NFR280/17	2	NTS44	241	235,5	NTC44	–	–	NDK44	M16	76	SNS3036-Z-D
NFR300/10	2	NTS44	251	245,5	NTC44	–	–	NDK44	M16	85	SNS3136-Z-D
NFR320/6	2	NTS44	271	265,5	NTC44	–	–	NDK44	M20	107	SNS3236-Z-D
NFR280/4	2	NTS44	241	235,5	NTC44	–	–	NDK44	M16	76	SNS3036-Z-D
NFR290/10	4	NTS44	251	245,5	NTC44	–	–	NDK44	M16	85	SNS3038-Z-D
NFR320/10	2	NTS44	271	265,5	NTC44	–	–	NDK44	M20	107	SNS3138-Z-D
NFR290/7.5	2	NTS44	251	245,5	NTC44	–	–	NDK44	M16	85	SNS3038-Z-D
NFR340/10	4	NTS48/210	291	285,5	NTC48/210	–	–	NDK48	M20	135	SNS3140-Z-D
NFR400/8	2	NTS48/210	321	315,5	NTC48/210	–	–	NDK48	M24	206	SNS3148-H-D
NFR340/6	2	NTS48/210	291	285,5	NTC48/210	–	–	NDK48	M20	135	SNS3238-Z-D
NFR310/10	4	NTS48	271	265,5	NTC48	–	–	NDK48	M20	107	SNS3040-Z-D
NFR340/10	2	NTS48	291	285,5	NTC48	–	–	NDK48	M20	135	SNS3140-Z-D
NFR360/6	2	NTS48	301	295,5	NTC48	–	–	NDK48	M20	153	SNS3240-Z-D
NFR310/6.5	2	NTS48	271	265,5	NTC48	–	–	NDK48	M20	107	SNS3040-Z-D

Plummer block housings

SNS, split
For spherical roller bearings
with cylindrical bore
Metric shafts



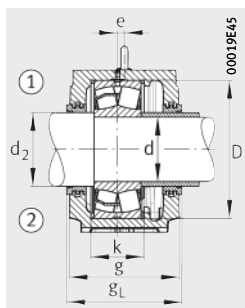
①, ②²⁾

Dimension table (continued) - Dimensions in mm

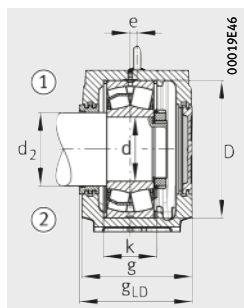
Shaft		Housing Dimensions										Spherical roller bearing and accessories				
d	d ₂	h	h ₁	g	b	c	a	m	n	v	u	s	D	k	e	Bearing
220	240	240	474	310	260	95	700	600	150	42	35	30	400	148	12	22244
220	240	280	550	320	280	105	790	670	160	50	42	36	460	166	16	22344
220	240	210	411	280	230	85	610	510	130	42	35	30	340	130	10	23044
220	240	220	434	290	240	90	640	540	140	42	35	30	370	140	12	23144
220	240	240	474	310	260	95	700	600	150	42	35	30	400	164	12	23244
220	240	210	411	280	230	85	610	510	130	42	35	30	340	130	10	24044
240	260	260	516	320	280	100	770	650	160	50	42	36	440	164	13	22248
240	260	300	591	350	310	110	830	710	190	50	42	36	500	180	22	22348
240	260	220	434	290	240	90	640	540	140	42	35	30	360	140	12	23048
240	260	240	474	310	260	95	700	600	150	42	35	30	400	148	12	23148
240	260	260	516	320	280	100	770	650	160	50	42	36	440	180	13	23248
240	260	220	434	290	240	90	640	540	140	42	35	30	360	140	12	24048
260	280	300	591	350	310	110	830	710	190	50	42	36	480	181	22	22252
260	280	240	474	310	260	95	700	600	150	42	35	30	400	148	12	23052
260	280	260	516	320	280	100	770	650	160	50	42	36	440	164	13	23152
260	280	300	591	350	310	110	830	710	190	50	42	36	480	194	22	23252
260	280	240	474	310	260	95	700	600	150	42	35	30	400	148	12	24052
260	290	320	631	370	330	115	880	750	200	50	42	36	540	196	23	22352
280	300	300	591	350	310	110	830	710	190	50	42	36	500	180	22	22256
280	300	260	516	320	280	100	770	650	160	50	42	36	420	166	13	23056
280	300	280	550	320	280	105	790	670	160	50	42	36	460	166	16	23156
280	300	300	591	350	310	110	830	710	190	50	42	36	500	196	22	23256
280	300	260	516	320	280	100	770	650	160	50	42	36	420	166	13	24056
280	310	340	675	400	360	120	950	810	220	50	42	36	580	210	24	22356

1) Please request values.

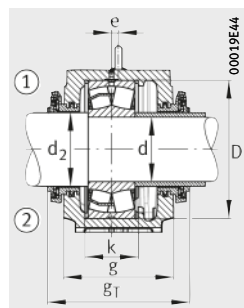
- 2) ① Locating bearing
② Non-locating bearing



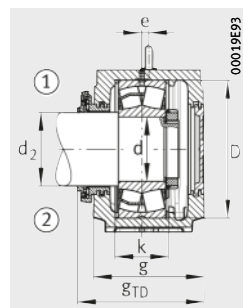
Labyrinth seal NTS



Labyrinth seal NTS
Cover NDK



Taconite seal NTC

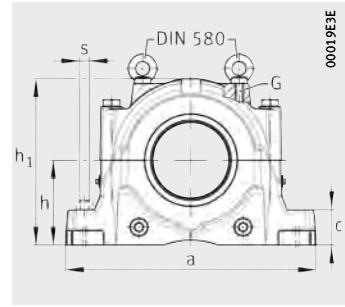
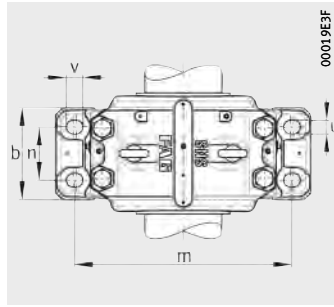


Taconite seal NTC
Cover NDK

									Housing		
Locating ring		Labyrinth seal			Taconite seal			Cover	G	Mass m ≈kg	Designation
	Quantity		g _L mm	g _{LD} mm		g _T ¹⁾ mm	g _{TD} ¹⁾ mm				
NFR400/10	4	NTS56/240	321	315,5	NTC56/240	–	–	NDK56	M24	206	SNS3148-Z-D
NFR460/10.5	2	NTS56/240	331	325,5	NTC56/240	–	–	NDK56	M24	277	SNS3156-H-D
NFR340/10	4	NTS52	291	285,5	NTC52	–	–	NDK52	M20	135	SNS3044-Z-D
NFR370/10	2	NTS52	301	295,5	NTC52	–	–	NDK52	M20	152	SNS3144-Z-D
NFR400/10	2	NTS56/240	321	315,5	NTC56/240	–	–	NDK56	M24	206	SNS3244-Z-D
NFR340/6	2	NTS52	291	285,5	NTC52	–	–	NDK52	M20	135	SNS3044-Z-D
NFR440/22	2	NTS60/260	331	325,5	NTC60/260	–	–	NDK60	M24	243	SNS3152-Z-D
NFR500/12.5	2	NTS60/260	361	355,5	NTC60/260	–	–	NDK60	M30	331	SNS3160-H-D
NFR360/12	4	NTS56	301	295,5	NTC56	–	–	NDK56	M20	153	SNS3048-Z-D
NFR400/10	2	NTS56	321	315,5	NTC56	–	–	NDK56	M24	206	SNS3148-Z-D
NFR440/10	2	NTS60/260	331	325,5	NTC60/260	–	–	NDK60	M24	243	SNS3248-Z-D
NFR360/11	2	NTS56	301	295,5	NTC56	–	–	NDK56	M20	153	SNS3048-Z-D
NFR480/25.5	2	NTS64/280	361	355,5	NTC64/280	–	–	NDK64	M30	331	SNS3064-H-D
NFR400/22	2	NTS60	321	315,5	NTC60	–	–	NDK60	M24	206	SNS3052-Z-D
NFR440/10	2	NTS52/280	331	325,5	NTC52/280	–	–	NDK52	M24	243	SNS3152-H-D
NFR480/10	2	NTS64/280	361	355,5	NTC64/280	–	–	NDK64	M30	331	SNS3252-Z-D
NFR400/4	2	NTS60	321	315,5	NTC60	–	–	NDK60	M24	206	SNS3052-Z-D
NFR540/15.5	2	NTS64/290	381	375,5	NTC64/290	–	–	NDK64	M30	373	SNS3164-H-D
NFR500/25	2	NTS68/300	361	355,5	NTC68/300	–	–	NDK68	M30	331	SNS3160-Z-D
NFR420/10	6	NTS64	331	325,5	NTC64	–	–	NDK64	M24	243	SNS3056-Z-D
NFR460/10	2	NTS64	331	325,5	NTC64	–	–	NDK64	M24	277	SNS3156-Z-D
NFR500/10	2	NTS68/300	361	355,5	NTC68/300	–	–	NDK68	M30	331	SNS3256-Z-D
NFR420/13	2	NTS64	331	325,5	NTC64	–	–	NDK64	M24	243	SNS3056-Z-D
NFR580/17.5	2	NTS68/310	411	405,5	NTC68/310	–	–	NDK68	M30	473	SNS3168-H-D

Plummer block housings

SNS, split
For spherical roller bearings with cylindrical bore
Metric shafts



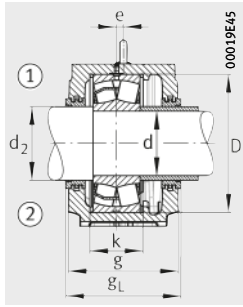
①, ②²⁾

Dimension table (continued) - Dimensions in mm

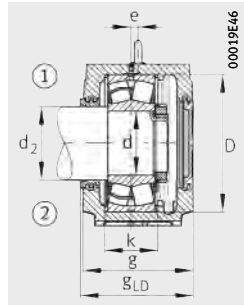
Shaft		Housing Dimensions											Spherical roller bearing and accessories			
d	d ₂	h	h ₁	g	b	c	a	m	n	v	u	s	D	k	e	Bearing
300	320	320	631	370	330	115	880	750	200	50	42	36	540	196	23	22260
300	320	280	550	320	280	105	790	670	160	50	42	36	460	168	16	23060
300	320	300	591	350	310	110	830	710	190	50	42	36	500	180	22	23160
300	320	320	631	370	330	115	880	750	200	50	42	36	540	212	23	23260
300	320	280	550	320	280	105	790	670	160	50	42	36	460	168	16	24060
320	340	340	675	400	360	120	950	810	220	50	42	36	580	190	24	22264
320	340	300	591	350	310	110	830	710	190	50	42	36	480	181	22	23064
320	340	320	631	370	330	115	880	750	200	50	42	36	540	196	23	23164
320	340	340	675	400	360	120	950	810	220	50	42	36	580	228	24	23264
320	340	300	591	350	310	110	830	710	190	50	42	36	480	181	22	24064
340	360	320	631	370	330	115	880	750	200	50	42	36	520	197	23	23068
340	360	340	675	400	360	120	950	810	220	50	42	36	580	210	24	23168
340	360	320	631	370	330	115	880	750	200	50	42	36	520	197	23	24068
340	370	360	715	400	360	120	1040	870	220	50	42	36	620	244	30	23268
360	380	320	631	370	330	115	880	750	200	50	42	36	540	198	23	23072
360	380	350	695	400	360	120	1000	840	220	50	42	36	600	212	30	23172
360	380	320	631	370	330	115	880	750	200	50	42	36	540	198	23	24072
360	390	380	775	430	390	125	1120	950	240	60	48	42	650	220	30	22272
360	390	380	775	430	390	125	1120	950	240	60	48	42	650	252	30	23272
380	400	340	675	400	360	120	950	810	220	50	42	36	560	180	24	23076
380	400	360	715	400	360	120	1040	870	220	50	42	36	620	214	30	23176
380	400	340	675	400	360	120	950	810	220	50	42	36	560	200	24	24076
380	410	410	810	460	420	130	1170	1000	260	60	48	42	680	260	35	23276

1) Please request values.

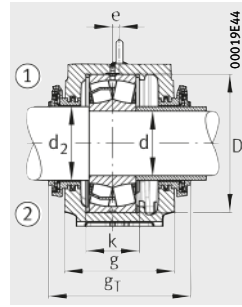
- 2) ① Locating bearing
② Non-locating bearing



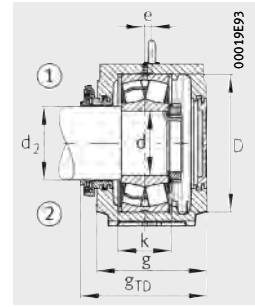
Labyrinth seal NTS



Labyrinth seal NTS
Cover NDK



Taconite seal NTC

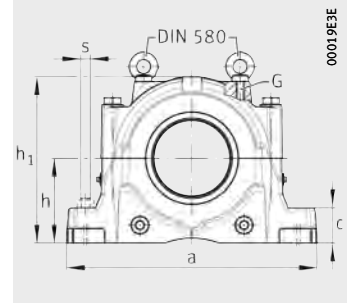
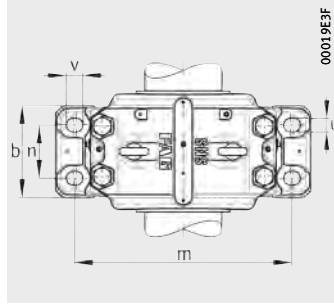


Taconite seal NTC
Cover NDK

									Housing		
Locating ring		Labyrinth seal			Taconite seal			Cover	G	Mass m ≈kg	Designation
	Quantity		g _L mm	g _{LD} mm		g _T ¹⁾ mm	g _{TD} ¹⁾ mm				
NFR540/28	2	NTS72/320	381	375,5	NTC72/320	–	–	NDK72	M30	373	SNS3164-Z-D
NFR460/25	2	NTS68	331	325,5	NTC68	–	–	NDK68	M24	277	SNS3060-Z-D
NFR500/10	2	NTS68	361	355,5	NTC68	–	–	NDK68	M30	331	SNS3160-Z-D
NFR540/10	2	NTS72/320	381	375,5	NTC72/320	–	–	NDK72	M30	373	SNS3260-Z-D
NFR460/4	2	NTS68	331	325,5	NTC68	–	–	NDK68	M24	277	SNS3060-Z-D
NFR580/20	2	NTS76/340	411	405,5	NTC76/340	–	–	NDK76	M30	470	SNS2264-Z-D
NFR480/10	6	NTS72	361	355,5	NTC72	–	–	NDK72	M30	331	SNS3064-Z-D
NFR540/10	2	NTS72	381	375,5	NTC72	–	–	NDK72	M30	373	SNS3164-Z-D
NFR580/10	2	NTS76/340	411	405,5	NTC76/340	–	–	NDK76	M30	473	SNS3264-Z-D
NFR480/10.5	2	NTS72	361	355,5	NTC72	–	–	NDK72	M30	331	SNS3064-Z-D
NFR520/16	4	NTS76	381	375,5	NTC76	–	–	NDK76	M30	373	SNS3068-Z-D
NFR580/10	2	NTS76	411	405,5	NTC76	–	–	NDK76	M30	473	SNS3168-Z-D
NFR520/8.5	2	NTS76	381	375,5	NTC76	–	–	NDK76	M30	373	SNS3068-Z-D
NFR620/10	2	NTS76/370	411	405,5	NTC76/370	–	–	NDK76	M36	520	SNS3268-Z-D
NFR540/16	4	NTS80	381	375,5	NTC80	–	–	NDK80	M30	373	SNS3072-Z-D
NFR600/10	2	NTS80	411	405,5	NTC80	–	–	NDK80	M36	504	SNS3172-Z-D
NFR540/9	2	NTS80	381	375,5	NTC80	–	–	NDK80	M30	373	SNS3072-Z-D
NFR650/25	2	NTS80/390	441	435,5	NTC80/390	–	–	NDK80	M42	655	SNS3180-H-D
NFR650/10	2	NTS80/390	441	435,5	NTC80/390	–	–	NDK80	M42	655	SNS3272-Z-D
NFR560/22.5	2	NTS84	411	405,5	NTC84	–	–	NDK84	M30	473	SNS3076-Z-D
NFR620/10	2	NTS84	411	405,5	NTC84	–	–	NDK84	M36	520	SNS3176-Z-D
NFR560/10	2	NTS84	411	405,5	NTC84	–	–	NDK84	M30	473	SNS4076-Z-D
NFR680/10	2	NTS92/410	471	465,5	NTC92/410	–	–	NDK92	M42	788	SNS3276-Z-D

Plummer block housings

SNS, split
For spherical roller bearings
with cylindrical bore
Metric shafts



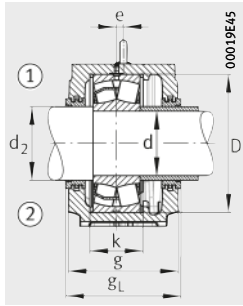
①, ②²⁾

Dimension table (continued) · Dimensions in mm

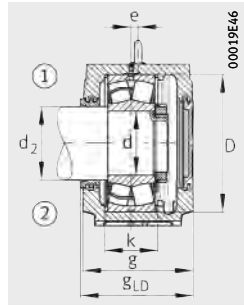
Shaft		Housing Dimensions														Spherical roller bearing and accessories
d	d ₂	h	h ₁	g	b	c	a	m	n	v	u	s	D	k	e	Bearing
400	430	350	695	400	360	120	1000	840	220	50	42	36	600	192	30	23080
400	430	380	775	430	390	125	1120	950	240	60	48	42	650	220	30	23180
400	430	420	835	460	430	135	1220	1030	260	60	48	42	720	276	35	23280
400	430	350	695	400	360	120	1000	840	220	50	42	36	600	220	30	24080
420	450	360	715	400	360	120	1040	870	220	50	42	36	620	194	30	23084
420	450	410	810	460	420	130	1170	1000	260	60	48	42	700	244	35	23184
420	450	360	715	400	360	120	1040	870	220	50	42	36	620	220	30	24084
420	460	440	880	470	440	145	1280	1070	260	60	48	42	760	292	35	23284
440	470	380	775	430	390	125	1120	950	240	60	48	42	650	200	30	23088
440	470	420	835	460	430	135	1220	1030	260	60	48	42	720	246	35	23188
440	470	380	775	430	390	125	1120	950	240	60	48	42	650	232	30	24088
440	480	460	920	470	440	155	1330	1110	260	70	56	48	790	300	35	23288
460	500	410	810	460	420	130	1170	1000	260	60	48	42	680	224	35	23092
460	500	440	880	470	440	145	1280	1070	260	60	48	42	760	260	35	23192
460	500	410	810	460	420	130	1170	1000	260	60	48	42	680	238	35	24092
480	510	410	810	460	420	130	1170	1000	260	60	48	42	700	224	35	23096
480	510	410	810	460	420	130	1170	1000	260	60	48	42	700	238	35	24096
480	520	460	920	470	440	155	1330	1110	260	70	56	48	790	268	35	23196
500	530	420	835	460	430	135	1220	1030	260	60	48	42	720	226	35	230/500
500	530	420	835	460	430	135	1220	1030	260	60	48	42	720	238	35	240/500
530	560	460	920	470	440	155	1330	1110	260	70	56	48	780	248	35	230/530
530	560	460	920	470	440	155	1330	1110	260	70	56	48	780	270	35	240/530

1) Please request values.

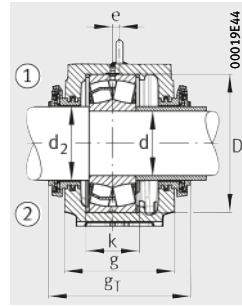
- 2) ① Locating bearing
② Non-locating bearing



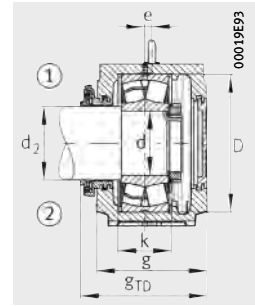
Labyrinth seal NTS



Labyrinth seal NTS
Cover NDK



Taconite seal NTC



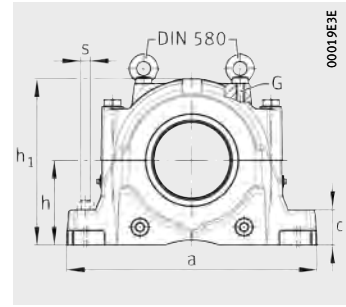
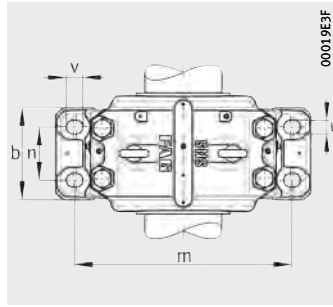
Taconite seal NTC
Cover NDK

									Housing		
Locating ring		Labyrinth seal			Taconite seal			Cover	G	Mass m ≈kg	Designation
	Quantity		g _L mm	g _{LD} mm		g _T ¹⁾ mm	g _{TD} ¹⁾ mm				
NFR600/22	2	NTS92	411	405,5	NTC92	–	–	NDK92	M36	504	SNS3080-Z-D
NFR650/10	2	NTS92	441	435,5	NTC92	–	–	NDK92	M42	655	SNS3180-Z-D
NFR720/10	2	NTS500/430	471	465,5	NTC500/430	–	–	NDK500	M42	820	SNS3280-Z-D
NFR600/10	2	NTS92	411	405,5	NTC92	–	–	NDK92	M36	504	SNS4080-Z-D
NFR620/22	2	NTS96	411	405,5	NTC96	–	–	NDK96	M36	520	SNS3084-Z-D
NFR700/10	2	NTS96	471	465,5	NTC96	–	–	NDK96	M42	788	SNS3184-Z-D
NFR620/10	2	NTS96	411	405,5	NTC96	–	–	NDK96	M36	520	SNS4084-Z-D
NFR760/10	2	NTS530/460	481	475,5	NTC530/460	–	–	NDK530	M48	952	SNS3284-Z-D
NFR650/21.5	2	NTS500	441	435,5	NTC500	–	–	NDK500	M42	655	SNS3088-Z-D
NFR720/10	2	NTS500	471	465,5	NTC500	–	–	NDK500	M42	831	SNS3188-Z-D
NFR650/10	2	NTS500	441	435,5	NTC500	–	–	NDK500	M42	655	SNS4088-Z-D
NFR790/10	2	NTS560/480	481	475,5	NTC560/480	–	–	NDK560	M48	1042	SNS3288-Z-D
NFR680/30.5	2	NTS530	471	465,5	NTC530	–	–	NDK530	M42	788	SNS3092-Z-D
NFR760/10	2	NTS530	481	475,5	NTC530	–	–	NDK530	M48	952	SNS3192-Z-D
NFR680/10	2	NTS530	471	465,5	NTC530	–	–	NDK530	M42	788	SNS4092-Z-D
NFR700/29.5	2	NTS530/510	471	465,5	NTC530/510	–	–	NDK530	M42	788	SNS3096-Z-D
NFR700/10	2	NTS530/510	471	465,5	NTC530/510	–	–	NDK530	M42	788	SNS4096-Z-D
NFR790/10	2	NTS560/520	481	475,5	NTC560/520	–	–	NDK560	M48	1042	SNS3196-Z-D
NFR720/29.5	2	NTS560	471	465,5	NTC560	–	–	NDK560	M42	831	SNS30/500-Z-D
NFR720/10	2	NTS560	471	465,5	NTC560	–	–	NDK560	M42	831	SNS40/500-Z-D
NFR780/31.5	2	NTS600	481	475,5	NTC600	–	–	NDK600	M48	1042	SNS30/530-Z-D
NFR780/10	2	NTS600	481	475,5	NTC600	–	–	NDK600	M48	1042	SNS40/530-Z-D

Plummer block housings

SNS, split

For spherical roller bearings with tapered bore and adapter sleeve
Inch size shafts



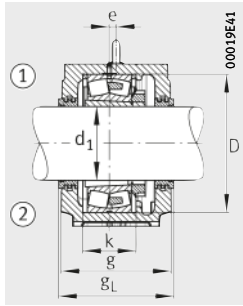
①, ②²⁾

Dimension table · Dimensions in mm

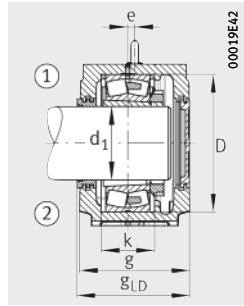
Shaft d ₁		Housing Dimensions												Spherical roller bearing and accessories			
		h	h ₁	g	b	c	a	m	n	v	u	s	D	k	e	Bearing	Adapter sleeve
inch	mm																
47/16	112,713	170	333	230	180	70	510	430	100	34	28	24	280	108	14	22326..-K	H2326X407
41/2	114,300	170	333	230	180	70	510	430	100	34	28	24	280	108	14	22326..-K	H2326X408
415/16	125,413	180	353	240	190	75	530	450	110	34	28	24	300	116	15	22328..-K	H2328X415
5	127,000	180	353	240	190	75	530	450	110	34	28	24	300	116	15	22328..-K	H2328X500
53/16	131,763	190	375	260	210	80	560	480	120	34	28	24	320	124	10	22330..-K	H2330X503
51/4	133,350	190	375	260	210	80	560	480	120	34	28	24	320	124	10	22330..-K	H2330X504
57/16	138,113	180	353	240	190	75	530	450	110	34	28	24	290	115	15	22232..-K	H3132X507
57/16	138,113	210	411	280	230	85	610	510	130	42	35	30	340	132	10	22332..-K	H2332X507
51/2	139,700	180	353	240	190	75	530	450	110	34	28	24	290	115	15	22232..-K	H3132X508
51/2	139,700	210	411	280	230	85	610	510	130	42	35	30	340	132	10	22332..-K	H2332X508
513/16	147,638	190	375	260	210	80	560	480	120	34	28	24	310	122	10	22234..-K	H3134X513
513/16	147,638	190	375	260	210	80	560	480	120	34	28	24	310	122	10	23234..-K	H2334X513
513/16	147,638	220	434	290	240	90	640	540	140	42	35	30	360	140	12	22334..-K	H2334X513
57/8	149,225	190	375	260	210	80	560	480	120	34	28	24	310	122	10	22234..-K	H3134X514
57/8	149,225	190	375	260	210	80	560	480	120	34	28	24	310	122	10	23234..-K	H2334X514
57/8	149,225	220	434	290	240	90	640	540	140	42	35	30	360	140	12	22334..-K	H2334X514
515/16	150,813	170	333	230	180	70	510	430	100	34	28	24	280	108	14	23134..-K	H3134X515
515/16	150,813	170	333	230	180	70	510	430	100	34	28	24	280	108	14	2315.515	—
515/16	150,813	190	375	260	210	80	560	480	120	34	28	24	310	122	10	23234..-K	H2334X515
515/16	150,813	190	375	260	210	80	560	480	120	34	28	24	310	122	10	22234..-K	H3134X515
515/16	150,813	220	434	290	240	90	640	540	140	42	35	30	360	140	12	22334..-K	H2334X515
6	152,400	170	333	230	180	70	510	430	100	34	28	24	280	108	14	23134..-K	H3134X600
6	152,400	190	375	260	210	80	560	480	120	34	28	24	310	122	10	23234..-K	H2334X600
6	152,400	190	375	260	210	80	560	480	120	34	28	24	310	122	10	22234..-K	H3134X600
6	152,400	220	434	290	240	90	640	540	140	42	35	30	360	140	12	22334..-K	H2334X600
65/16	160,338	170	333	230	180	70	510	430	100	34	28	24	280	108	14	23036..-K	H3036X605
65/16	160,338	190	375	260	210	80	560	480	120	34	28	24	320	124	10	22236..-K	H3136X605
63/8	161,925	170	333	230	180	70	510	430	100	34	28	24	280	108	14	23036..-K	H3036X606
63/8	161,925	190	375	260	210	80	560	480	120	34	28	24	320	124	10	22236..-K	H3136X606

1) Please request values.

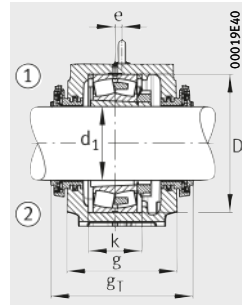
- 2) ① Locating bearing
② Non-locating bearing



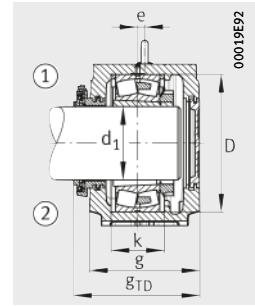
Labyrinth seal NTS



Labyrinth seal NTS
Cover NDK



Taconite seal NTC



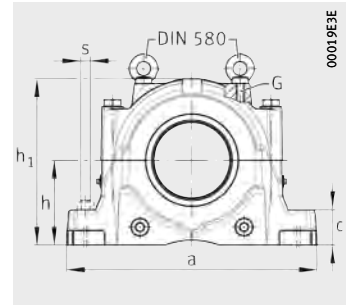
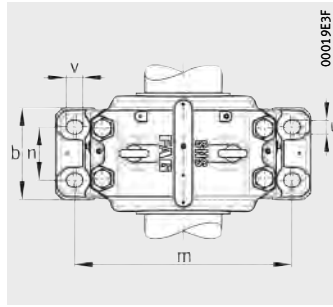
Taconite seal NTC
Cover NDK

									Housing		
Locating ring		Labyrinth seal			Taconite seal			Cover	G	Mass m ≈kg	Designation
	Quantity		g _L mm	g _{LD} mm		g _T ¹⁾ mm	g _{TD} ¹⁾ mm				
NFR280/7.5	2	NTS34X407	241	235,5	NTC34X407	-	-	NDK34	M16	76	SNS3134-H-D
NFR280/7.5	2	NTS34X408	241	235,5	NTC34X408	-	-	NDK34	M16	76	SNS3134-H-D
NFR300/7	2	NTS36X415	251	245,5	NTC36X415	-	-	NDK36	M16	85	SNS3136-H-D
NFR300/7	2	NTS36X500	251	245,5	NTC36X500	-	-	NDK36	M16	85	SNS3136-H-D
NFR320/8	2	NTS38X503	271	265,5	NTC38X503	-	-	NDK38	M20	107	SNS3138-H-D
NFR320/8	2	NTS38X504	271	265,5	NTC38X504	-	-	NDK38	M20	107	SNS3138-H-D
NFR290/17.5	2	NTS38X507	251	245,5	NTC38X507	-	-	NDK38	M16	85	SNS3038-H-D
NFR340/9	2	NTS40X507	291	285,5	NTC40X507	-	-	NDK40	M20	135	SNS3140-H-D
NFR290/17.5	2	NTS38X508	251	245,5	NTC38X508	-	-	NDK38	M16	85	SNS3038-H-D
NFR340/9	2	NTS40X508	291	285,5	NTC40X508	-	-	NDK40	M20	135	SNS3140-H-D
NFR310/18	2	NTS40X513	271	265,5	NTC40X513	-	-	NDK40	M20	107	SNS3040-H-D
NFR310/6	2	NTS40X513	271	265,5	NTC40X513	-	-	NDK40	M20	107	SNS3234-H-D
NFR360/10	2	NTS48X513	301	295,5	NTC48X513	-	-	NDK48	M20	153	SNS3048-H-D
NFR310/18	2	NTS40X514	271	265,5	NTC40X514	-	-	NDK40	M20	107	SNS3040-H-D
NFR310/6	2	NTS40X514	271	265,5	NTC40X514	-	-	NDK40	M20	107	SNS3234-H-D
NFR360/10	2	NTS48X514	301	295,5	NTC48X514	-	-	NDK48	M20	153	SNS3048-H-D
NFR280/10	2	NTS34X515	241	235,5	NTC34X515	-	-	NDK34	M16	76	SNS3134-H-D
NFR280/10	2	NTS34X515	241	235,5	NTC34X515	-	-	NDK34	M16	76	SNS3134-H-D
NFR310/6	2	NTS40X515	271	265,5	NTC40X515	-	-	NDK40	M20	107	SNS3234-H-D
NFR310/18	2	NTS40X515	271	265,5	NTC40X515	-	-	NDK40	M20	107	SNS3040-H-D
NFR360/10	2	NTS48X515	301	295,5	NTC48X515	-	-	NDK48	M20	153	SNS3048-H-D
NFR280/10	2	NTS34X600	241	235,5	NTC34X600	-	-	NDK34	M16	76	SNS3134-H-D
NFR310/6	2	NTS40X600	271	265,5	NTC40X600	-	-	NDK40	M20	107	SNS3234-H-D
NFR310/18	2	NTS40X600	271	265,5	NTC40X600	-	-	NDK40	M20	107	SNS3040-H-D
NFR360/10	2	NTS48X600	301	295,5	NTC48X600	-	-	NDK48	M20	153	SNS3048-H-D
NFR280/17	2	NTS36X605	241	235,5	NTC36X605	-	-	NDK36	M16	76	SNS3036-H-D
NFR320/19	2	NTS38X605	271	265,5	NTC38X605	-	-	NDK38	M20	107	SNS3138-H-D
NFR280/17	2	NTS36X606	241	235,5	NTC36X606	-	-	NDK36	M16	76	SNS3036-H-D
NFR320/19	2	NTS38X606	271	265,5	NTC38X606	-	-	NDK38	M20	107	SNS3138-H-D

Plummer block housings

SNS, split

For spherical roller bearings with tapered bore and adapter sleeve
Inch size shafts



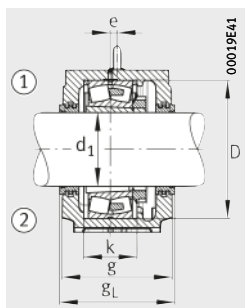
①, ②²⁾

Dimension table (continued) - Dimensions in mm

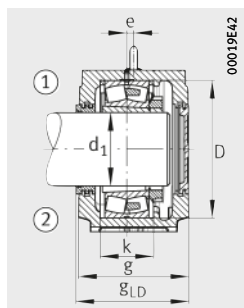
Shaft d ₁		Housing Dimensions													Spherical roller bearing and accessories		
		h	h ₁	g	b	c	a	m	n	v	u	s	D	k	e	Bearing	Adapter sleeve
inch	mm																
67/16	163,513	170	333	230	180	70	510	430	100	34	28	24	280	108	14	23036..-K	H3036X607
67/16	163,513	170	333	230	180	70	510	430	100	34	28	24	280	108	14	230S.607	–
67/16	163,513	180	353	240	190	75	530	450	110	34	28	24	300	116	15	23136..-K	H3136X607
67/16	163,513	180	353	240	190	75	530	450	110	34	28	24	300	116	15	231S.607-MA	–
67/16	163,513	190	375	260	210	80	560	480	120	34	28	24	320	124	10	23236..-K	H2336X607
67/16	163,513	190	375	260	210	80	560	480	120	34	28	24	320	124	10	22236..-K	H3136X607
61/2	165,100	170	333	230	180	70	510	430	100	34	28	24	280	108	14	23036..-K	H3036X608
61/2	165,100	180	353	240	190	75	530	450	110	34	28	24	300	116	15	23136..-K	H3136X608
61/2	165,100	190	375	260	210	80	560	480	120	34	28	24	320	124	10	22236..-K	H3136X608
61/2	165,100	190	375	260	210	80	560	480	120	34	28	24	320	124	10	23236..-K	H2336X608
63/4	171,450	180	353	240	190	75	530	450	110	34	28	24	290	115	15	23038..-K	H3038X612
63/4	171,450	190	375	260	210	80	560	480	120	34	28	24	320	124	10	23138..-K	H3138X612
63/4	171,450	210	411	280	230	85	610	510	130	42	35	30	340	132	10	22238..-K	H3138X612
63/4	171,450	210	411	280	230	85	610	510	130	42	35	30	340	132	10	23238..-K	H2338X612
63/4	171,450	240	474	310	260	95	700	600	150	42	35	30	400	148	12	22338..-K	H2338X612
613/16	173,038	180	353	240	190	75	530	450	110	34	28	24	290	115	15	23038..-K	H3038X613
613/16	173,038	210	411	280	230	85	610	510	130	42	35	30	340	132	10	22238..-K	H3138X613
613/16	173,038	210	411	280	230	85	610	510	130	42	35	30	340	132	10	23238..-K	H2338X613
613/16	173,038	240	474	310	260	95	700	600	150	42	35	30	400	148	12	22338..-K	H2338X613
67/8	174,625	180	353	240	190	75	530	450	110	34	28	24	290	115	15	23038..-K	H3038X614
67/8	174,625	210	411	280	230	85	610	510	130	42	35	30	340	132	10	22238..-K	H3138X614
67/8	174,625	210	411	280	230	85	610	510	130	42	35	30	340	132	10	23238..-K	H2338X614
67/8	174,625	240	474	310	260	95	700	600	150	42	35	30	400	148	12	22338..-K	H2338X614
615/16	176,213	180	353	240	190	75	530	450	110	34	28	24	290	115	15	23038..-K	H3038X615
615/16	176,213	190	375	260	210	80	560	480	120	34	28	24	320	124	10	23138..-K	H3138X615
615/16	176,213	190	375	260	210	80	560	480	120	34	28	24	320	124	10	231S.615	–
615/16	176,213	210	411	280	230	85	610	510	130	42	35	30	340	132	10	23238..-K	H2338X615
615/16	176,213	210	411	280	230	85	610	510	130	42	35	30	340	132	10	22238..-K	H3138X615
615/16	176,213	240	474	310	260	95	700	600	150	42	35	30	400	148	12	22338..-K	H2338X615

1) Please request values.

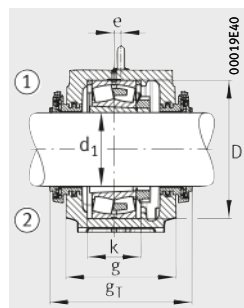
- 2) ① Locating bearing
② Non-locating bearing



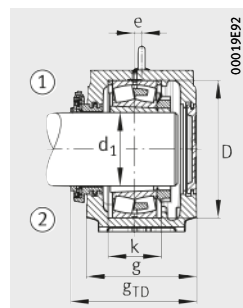
Labyrinth seal NTS



Labyrinth seal NTS
Cover NDK



Taconite seal NTC



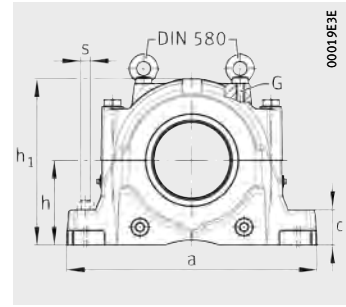
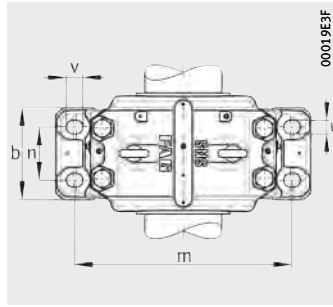
Taconite seal NTC
Cover NDK

									Housing		
Locating ring		Labyrinth seal			Taconite seal			Cover	G	Mass m ≈kg	Designation
	Quantity		g _L mm	g _{LD} mm		g _T ¹⁾ mm	g _{TD} ¹⁾ mm				
NFR280/17	2	NTS36X607	241	235,5	NTC36X607	–	–	NDK36	M16	76	SNS3036-H-D
NFR280/17	2	NTS36X607	241	235,5	NTC36X607	–	–	NDK36	M16	76	SNS3036-H-D
NFR300/10	2	NTS36X607	251	245,5	NTC36X607	–	–	NDK36	M16	85	SNS3136-H-D
NFR300/10	2	NTS36X607	251	245,5	NTC36X607	–	–	NDK36	M16	85	SNS3136-H-D
NFR320/6	2	NTS38X607	271	265,5	NTC38X607	–	–	NDK38	M20	107	SNS3236-H-D
NFR320/19	2	NTS38X607	271	265,5	NTC38X607	–	–	NDK38	M20	107	SNS3138-H-D
NFR280/17	2	NTS36X608	241	235,5	NTC36X608	–	–	NDK36	M16	76	SNS3036-H-D
NFR300/10	2	NTS36X608	251	245,5	NTC36X608	–	–	NDK36	M16	85	SNS3136-H-D
NFR320/19	2	NTS38X608	271	265,5	NTC38X608	–	–	NDK38	M20	107	SNS3138-H-D
NFR320/6	2	NTS38X608	271	265,5	NTC38X608	–	–	NDK38	M20	107	SNS3236-H-D
NFR290/10	4	NTS38X612	251	245,5	NTC38X612	–	–	NDK38	M16	85	SNS3038-H-D
NFR320/10	2	NTS38X612	271	265,5	NTC38X612	–	–	NDK38	M20	107	SNS3138-H-D
NFR340/10	4	NTS40X612	291	285,5	NTC40X612	–	–	NDK40	M20	135	SNS3140-H-D
NFR340/6	2	NTS40X612	291	285,5	NTC40X612	–	–	NDK40	M20	135	SNS3238-H-D
NFR400/8	2	NTS48X612	321	315,5	NTC48X612	–	–	NDK48	M24	206	SNS3148-H-D
NFR290/10	4	NTS38X613	251	245,5	NTC38X613	–	–	NDK38	M16	85	SNS3038-H-D
NFR340/10	4	NTS40X613	291	285,5	NTC40X613	–	–	NDK40	M20	135	SNS3140-H-D
NFR340/6	2	NTS40X613	291	285,5	NTC40X613	–	–	NDK40	M20	135	SNS3238-H-D
NFR400/8	2	NTS48X613	321	315,5	NTC48X613	–	–	NDK48	M24	206	SNS3148-H-D
NFR290/10	4	NTS38X614	251	245,5	NTC38X614	–	–	NDK38	M16	85	SNS3038-H-D
NFR340/10	4	NTS40X614	291	285,5	NTC40X614	–	–	NDK40	M20	135	SNS3140-H-D
NFR340/6	2	NTS40X614	291	285,5	NTC40X614	–	–	NDK40	M20	135	SNS3238-H-D
NFR400/8	2	NTS48X614	321	315,5	NTC48X614	–	–	NDK48	M24	206	SNS3148-H-D
NFR290/10	4	NTS38X615	251	245,5	NTC38X615	–	–	NDK38	M16	85	SNS3038-H-D
NFR320/10	2	NTS38X615	271	265,5	NTC38X615	–	–	NDK38	M20	107	SNS3138-H-D
NFR320/10	2	NTS38X615	271	265,5	NTC38X615	–	–	NDK38	M20	107	SNS3138-H-D
NFR340/6	2	NTS40X615	291	285,5	NTC40X615	–	–	NDK40	M20	135	SNS3238-H-D
NFR340/10	4	NTS40X615	291	285,5	NTC40X615	–	–	NDK40	M20	135	SNS3140-H-D
NFR400/8	2	NTS48X615	321	315,5	NTC48X615	–	–	NDK48	M24	206	SNS3148-H-D

Plummer block housings

SNS, split

For spherical roller bearings with tapered bore and adapter sleeve
Inch size shafts



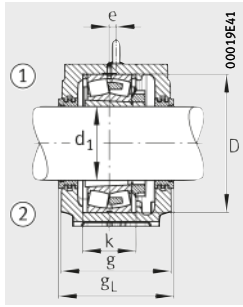
①, ②²⁾

Dimension table (continued) - Dimensions in mm

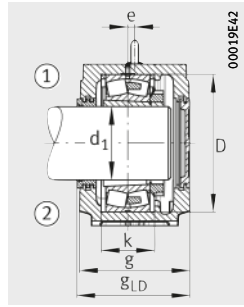
Shaft d ₁		Housing Dimensions													Spherical roller bearing and accessories		
		h	h ₁	g	b	c	a	m	n	v	u	s	D	k	e	Bearing	Adapter sleeve
inch	mm																
7	177,800	180	353	240	190	75	530	450	110	34	28	24	290	115	15	23038..-K	H3038X700
7	177,800	180	353	240	190	75	530	450	110	34	28	24	290	115	15	2305.700	—
7	177,800	210	411	280	230	85	610	510	130	42	35	30	340	132	10	22238..-K	H3138X700
7	177,800	210	411	280	230	85	610	510	130	42	35	30	340	132	10	23238..-K	H2338X700
7	177,800	240	474	310	260	95	700	600	150	42	35	30	400	148	12	22338..-K	H2338X700
7	177,800	190	375	260	210	80	560	480	120	34	28	24	310	122	10	23040..-K	H3040X700
7	177,800	210	411	280	230	85	610	510	130	42	35	30	340	132	10	23140..-K	H3140X700
7	177,800	210	411	280	230	85	610	510	130	42	35	30	340	132	10	2315.700	—
7	177,800	220	434	290	240	90	640	540	140	42	35	30	360	140	12	22240..-K	H3140X700
7	177,800	220	434	290	240	90	640	540	140	42	35	30	360	140	12	23240..-K	H2340X700
7	177,800	260	516	320	280	100	770	650	160	50	42	36	420	166	13	22340..-K	H2340X700
7 ¹ / ₈	180,975	190	375	260	210	80	560	480	120	34	28	24	310	122	10	23040..-K	H3040X702
7 ¹ / ₈	180,975	220	434	290	240	90	640	540	140	42	35	30	360	140	12	22240..-K	H3140X702
7 ¹ / ₈	180,975	220	434	290	240	90	640	540	140	42	35	30	360	140	12	23240..-K	H2340X702
7 ¹ / ₈	180,975	260	516	320	280	100	770	650	160	50	42	36	420	166	13	22340..-K	H2340X702
7 ³ / ₁₆	182,563	190	375	260	210	80	560	480	120	34	28	24	310	122	10	23040..-K	H3040X703
7 ³ / ₁₆	182,563	210	411	280	230	85	610	510	130	42	35	30	340	132	10	23140..-K	H3140X703
7 ³ / ₁₆	182,563	220	434	290	240	90	640	540	140	42	35	30	360	140	12	23240..-K	H2340X703
7 ³ / ₁₆	182,563	220	434	290	240	90	640	540	140	42	35	30	360	140	12	22240..-K	H3140X703
7 ³ / ₁₆	182,563	260	516	320	280	100	770	650	160	50	42	36	420	166	13	22340..-K	H2340X703
7 ¹ / ₄	184,150	190	375	260	210	80	560	480	120	34	28	24	310	122	10	23040..-K	H3040X704
7 ¹ / ₄	184,150	220	434	290	240	90	640	540	140	42	35	30	360	140	12	22240..-K	H3140X704
7 ¹ / ₄	184,150	220	434	290	240	90	640	540	140	42	35	30	360	140	12	23240..-K	H2340X704
7 ¹ / ₄	184,150	260	516	320	280	100	770	650	160	50	42	36	420	166	13	22340..-K	H2340X704
7 ¹³ / ₁₆	198,438	210	411	280	230	85	610	510	130	42	35	30	340	130	10	23044..-K	H3044-HGX713
7 ¹³ / ₁₆	198,438	240	474	310	260	95	700	600	150	42	35	30	400	148	12	22244..-K	H3144-HGX713
7 ⁷ / ₈	200,025	210	411	280	230	85	610	510	130	42	35	30	340	130	10	23044..-K	H3044-HGX714
7 ⁷ / ₈	200,025	240	474	310	260	95	700	600	150	42	35	30	400	148	12	22244..-K	H3144-HGX714

1) Please request values.

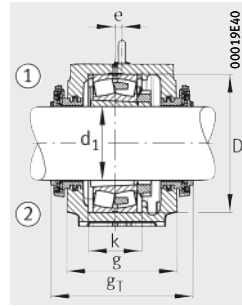
- 2) ① Locating bearing
② Non-locating bearing



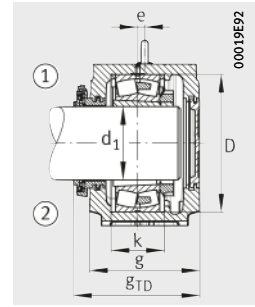
Labyrinth seal NTS



Labyrinth seal NTS
Cover NDK



Taconite seal NTC



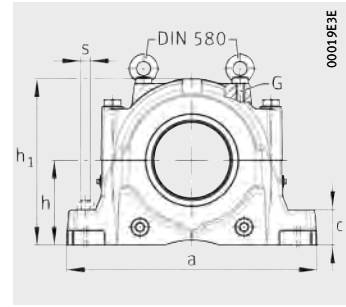
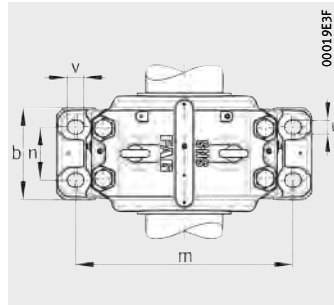
Taconite seal NTC
Cover NDK

									Housing		
Locating ring		Labyrinth seal			Taconite seal			Cover	G	Mass m ≈kg	Designation
	Quantity		g _L mm	g _{LD} mm		g _T ¹⁾ mm	g _{TD} ¹⁾ mm				
NFR290/10	4	NTS38X700	251	245,5	NTC38X700	-	-	NDK38	M16	85	SNS3038-H-D
NFR290/10	4	NTS38X700	251	245,5	NTC38X700	-	-	NDK38	M16	85	SNS3038-H-D
NFR340/10	4	NTS40X700	291	285,5	NTC40X700	-	-	NDK40	M20	135	SNS3140-H-D
NFR340/6	2	NTS40X700	291	285,5	NTC40X700	-	-	NDK40	M20	135	SNS3238-H-D
NFR400/8	2	NTS48X700	321	315,5	NTC48X700	-	-	NDK48	M24	206	SNS3148-H-D
NFR310/10	4	NTS40X700	271	265,5	NTC40X700	-	-	NDK40	M20	107	SNS3040-H-D
NFR340/10	2	NTS40X700	291	285,5	NTC40X700	-	-	NDK40	M20	135	SNS3140-H-D
NFR340/10	2	NTS40X700	291	285,5	NTC40X700	-	-	NDK40	M20	135	SNS3140-H-D
NFR360/21	2	NTS48X700	301	295,5	NTC48X700	-	-	NDK48	M20	153	SNS3048-H-D
NFR360/6	2	NTS48X700	301	295,5	NTC48X700	-	-	NDK48	M20	153	SNS3240-H-D
NFR420/14	2	NTS56X700	331	325,5	NTC56X700	-	-	NDK56	M24	243	SNS3056-H-D
NFR310/10	4	NTS40X702	271	265,5	NTC40X702	-	-	NDK40	M20	107	SNS3040-H-D
NFR360/21	2	NTS48X702	301	295,5	NTC48X702	-	-	NDK48	M20	153	SNS3048-H-D
NFR360/6	2	NTS48X702	301	295,5	NTC48X702	-	-	NDK48	M20	153	SNS3240-H-D
NFR420/14	2	NTS56X702	331	325,5	NTC56X702	-	-	NDK56	M24	243	SNS3056-H-D
NFR310/10	4	NTS40X703	271	265,5	NTC40X703	-	-	NDK40	M20	107	SNS3040-H-D
NFR340/10	2	NTS40X703	291	285,5	NTC40X703	-	-	NDK40	M20	135	SNS3140-H-D
NFR360/6	2	NTS48X703	301	295,5	NTC48X703	-	-	NDK48	M20	153	SNS3240-H-D
NFR360/21	2	NTS48X703	301	295,5	NTC48X703	-	-	NDK48	M20	153	SNS3048-H-D
NFR420/14	2	NTS56X703	331	325,5	NTC56X703	-	-	NDK56	M24	243	SNS3056-H-D
NFR310/10	4	NTS40X704	271	265,5	NTC40X704	-	-	NDK40	M20	107	SNS3040-H-D
NFR360/21	2	NTS48X704	301	295,5	NTC48X704	-	-	NDK48	M20	153	SNS3048-H-D
NFR360/6	2	NTS48X704	301	295,5	NTC48X704	-	-	NDK48	M20	153	SNS3240-H-D
NFR420/14	2	NTS56X704	331	325,5	NTC56X704	-	-	NDK56	M24	243	SNS3056-H-D
NFR340/10	4	NTS44X713	291	285,5	NTC44X713	-	-	NDK44	M20	135	SNS3044-H-D
NFR400/10	4	NTS48X713	321	315,5	NTC48X713	-	-	NDK48	M24	206	SNS3148-H-D
NFR340/10	4	NTS44X714	291	285,5	NTC44X714	-	-	NDK44	M20	135	SNS3044-H-D
NFR400/10	4	NTS48X714	321	315,5	NTC48X714	-	-	NDK48	M24	206	SNS3148-H-D

Plummer block housings

SNS, split

For spherical roller bearings with tapered bore and adapter sleeve
Inch size shafts



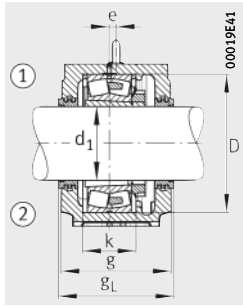
①, ②²⁾

Dimension table (continued) - Dimensions in mm

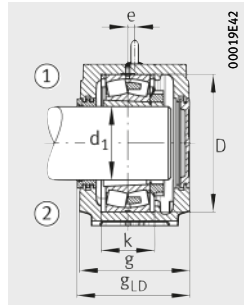
Shaft d ₁		Housing Dimensions													Spherical roller bearing and accessories		
		h	h ₁	g	b	c	a	m	n	v	u	s	D	k	e	Bearing	Adapter sleeve
inch	mm																
7 ¹⁵ / ₁₆	201,613	210	411	280	230	85	610	510	130	42	35	30	340	130	10	23044.-K	H3044X715
7 ¹⁵ / ₁₆	201,613	220	434	290	240	90	640	540	140	42	35	30	370	140	12	23144.-K	H3144X715
7 ¹⁵ / ₁₆	201,613	240	474	310	260	95	700	600	150	42	35	30	400	148	12	22244.-K	H3144X715
7 ¹⁵ / ₁₆	201,613	240	474	310	260	95	700	600	150	42	25	30	400	164	12	23244.-K	H2344X715
7 ¹⁵ / ₁₆	201,613	280	550	320	280	105	790	670	160	50	42	36	460	166	16	22344.-K	H2344X715
8	203,200	210	411	280	230	85	610	510	130	42	35	30	340	130	10	23044.-K	H3044X800
8	203,200	240	474	310	260	95	700	600	150	42	35	30	400	148	12	22244.-K	H3144X800
8 ⁷ / ₁₆	214,313	220	434	290	240	90	640	540	140	42	35	30	360	140	12	23048.-K	H3048-HGX807
8 ⁷ / ₁₆	214,313	220	434	290	240	90	640	540	140	42	35	30	360	140	12	2305.807	-
8 ⁷ / ₁₆	214,313	260	516	320	280	100	770	650	160	50	42	36	440	164	13	22248.-K	H3148-HGX807
8 ¹ / ₂	215,900	220	434	290	240	90	640	540	140	42	35	30	360	140	12	23048.-K	H3048-HGX808
8 ¹ / ₂	215,900	220	434	290	240	90	640	540	140	42	35	30	360	140	12	2305.808	-
8 ¹ / ₂	215,900	260	516	320	280	100	770	650	160	50	42	36	440	164	13	22248.-K	H3148-HGX808
8 ¹⁵ / ₁₆	227,013	220	434	290	240	90	640	540	140	42	35	30	360	140	12	23048.-K	H3048X815
8 ¹⁵ / ₁₆	227,013	240	474	310	260	95	700	600	150	42	35	30	400	148	12	23148.-K	H3148X815
8 ¹⁵ / ₁₆	227,013	260	516	320	280	100	770	650	160	50	42	36	440	180	13	23248.-K	H2348X815
8 ¹⁵ / ₁₆	227,013	260	516	320	280	100	770	650	160	50	42	36	440	164	13	22248.-K	H3148X815
8 ¹⁵ / ₁₆	227,013	300	591	350	310	110	830	710	190	50	42	36	500	180	22	22348.-K	H2348X815
9 ⁷ / ₁₆	239,713	240	474	310	260	95	700	600	150	42	35	30	400	148	12	23052.-K	H3052-HGX907
9 ⁷ / ₁₆	239,713	260	516	320	280	100	770	650	160	50	42	36	440	164	13	23152.-K	H3152-HGX907
9 ⁷ / ₁₆	239,713	260	516	320	280	100	770	650	160	50	42	36	440	164	13	2315.907	-
9 ⁷ / ₁₆	239,713	300	591	350	310	110	830	710	190	50	42	36	480	194	22	23252.-K	H2352-HGX907
9 ¹ / ₂	241,300	240	474	310	260	95	700	600	150	42	35	30	400	148	12	23052.-K	H3052X908
9 ¹ / ₂	241,300	240	474	310	260	95	700	600	150	42	35	30	400	148	12	2305.908	-
9 ¹ / ₂	241,300	260	516	320	280	100	770	650	160	50	42	36	440	164	13	23152.-K	H3152X908
9 ¹ / ₂	241,300	260	516	320	280	100	770	650	160	50	42	36	440	164	13	2315.908	-
9 ¹ / ₂	241,300	300	591	350	310	110	830	710	190	50	42	36	480	181	22	22252.-K	H3152X908
9 ¹ / ₂	241,300	300	591	350	310	110	830	710	190	50	42	36	480	194	22	23252.-K	H2352X908
9 ¹ / ₂	241,300	320	631	370	330	115	880	750	200	50	42	36	540	196	23	22352.-K	H2352X908
9 ¹⁵ / ₁₆	252,413	260	516	320	280	100	770	650	160	50	42	36	420	166	13	23056.-K	H3056-HGX915

1) Please request values.

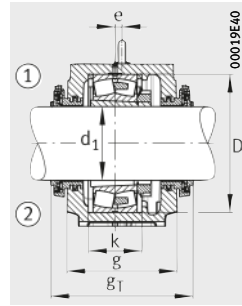
2) ① Locating bearing
② Non-locating bearing



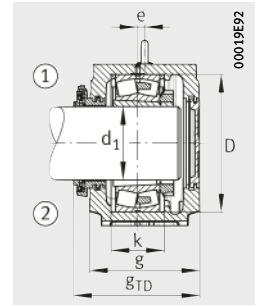
Labyrinth seal NTS



Labyrinth seal NTS
Cover NDK



Taconite seal NTC



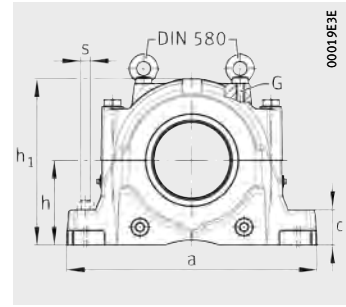
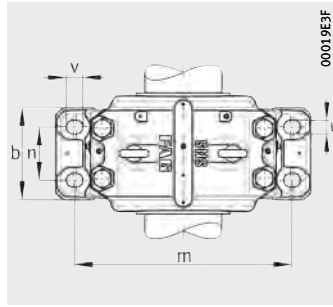
Taconite seal NTC
Cover NDK

									Housing		
Locating ring		Labyrinth seal			Taconite seal			Cover	G	Mass m ≈kg	Designation
	Quantity		g _L mm	g _{LD} mm		g _T ¹⁾ mm	g _{TD} ¹⁾ mm				
NFR340/10	4	NTS44X715	291	285,5	NTC44X715	–	–	NDK44	M20	135	SNS3044-H-D
NFR370/10	2	NTS44X715	301	295,5	NTC44X715	–	–	NDK44	M20	152	SNS3144-H-D
NFR400/10	4	NTS48X715	321	315,5	NTC48X715	–	–	NDK48	M24	206	SNS3148-H-D
NFR400/10	2	NTS48X715	321	315,5	NTC48X715	–	–	NDK48	M24	206	SNS3244-H-D
NFR460/10.5	2	NTS56X715	331	325,5	NTC56X715	–	–	NDK56	M24	277	SNS3156-H-D
NFR340/10	4	NTS44X800	291	285,5	NTC44X800	–	–	NDK44	M20	135	SNS3044-H-D
NFR400/10	4	NTS48X800	321	315,5	NTC48X800	–	–	NDK48	M24	206	SNS3148-H-D
NFR360/12	4	NTS48X807	301	295,5	NTC48X807	–	–	NDK48	M20	153	SNS3048-H-D
NFR360/12	4	NTS48X807	301	295,5	NTC48X807	–	–	NDK48	M20	153	SNS3048-H-D
NFR440/22	2	NTS52X807	331	325,5	NTC52X807	–	–	NDK52	M24	243	SNS3152-H-D
NFR360/12	4	NTS48X808	301	295,5	NTC48X808	–	–	NDK48	M20	153	SNS3048-H-D
NFR360/12	4	NTS48X808	301	295,5	NTC48X808	–	–	NDK48	M20	153	SNS3048-H-D
NFR440/22	2	NTS52X808	331	325,5	NTC52X808	–	–	NDK52	M24	243	SNS3152-H-D
NFR360/12	4	NTS48X815	301	295,5	NTC48X815	–	–	NDK48	M20	153	SNS3048-H-D
NFR400/10	2	NTS48X815	321	315,5	NTC48X815	–	–	NDK48	M24	206	SNS3148-H-D
NFR440/10	2	NTS52X815	331	325,5	NTC52X815	–	–	NDK52	M24	243	SNS3248-H-D
NFR440/22	2	NTS52X815	331	325,5	NTC52X815	–	–	NDK52	M24	243	SNS3152-H-D
NFR500/12.5	2	NTS60X815	361	355,5	NTC60X815	–	–	NDK60	M30	331	SNS3160-H-D
NFR400/22	2	NTS52X907	321	315,5	NTC52X907	–	–	NDK52	M24	206	SNS3052-H-D
NFR440/10	2	NTS52X907	331	325,5	NTC52X907	–	–	NDK52	M24	243	SNS3152-H-D
NFR440/10	2	NTS52X907	331	325,5	NTC52X907	–	–	NDK52	M24	243	SNS3152-H-D
NFR480/10	2	NTS64X907	361	355,5	NTC64X907	–	–	NDK64	M30	331	SNS3252-H-D
NFR400/22	2	NTS52X908	321	315,5	NTC52X908	–	–	NDK52	M24	206	SNS3052-H-D
NFR400/22	2	NTS52X908	321	315,5	NTC52X908	–	–	NDK52	M24	206	SNS3052-H-D
NFR440/10	2	NTS52X908	331	325,5	NTC52X908	–	–	NDK52	M30	243	SNS3152-H-D
NFR440/10	2	NTS52X908	331	325,5	NTC52X908	–	–	NDK52	M30	243	SNS3152-H-D
NFR480/25.5	2	NTS64X908	361	355,5	NTC64X908	–	–	NDK64	M30	331	SNS3064-H-D
NFR480/10	2	NTS64X908	361	355,5	NTC64X908	–	–	NDK64	M30	331	SNS3252-H-D
NFR540/15.5	2	NTS64X908	381	375,5	NTC64X908	–	–	NDK64	M30	373	SNS3164-H-D
NFR420/10	6	NTS56X915	331	325,5	NTC56X915	–	–	NDK56	M24	243	SNS3056-H-D

Plummer block housings

SNS, split

For spherical roller bearings with tapered bore and adapter sleeve
Inch size shafts



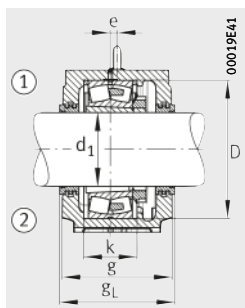
①, ②²⁾

Dimension table (continued) - Dimensions in mm

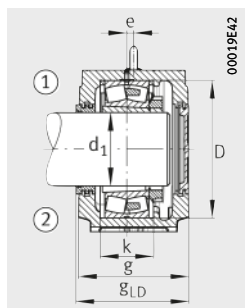
Shaft d ₁		Housing Dimensions													Spherical roller bearing and accessories		
		h	h ₁	g	b	c	a	m	n	v	u	s	D	k	e	Bearing	Adapter sleeve
inch	mm																
10	254,000	260	516	320	280	100	770	650	160	50	42	36	420	166	13	23056..-K	H3056-HGX1000
10	254,000	260	516	320	280	100	770	650	160	50	42	36	420	166	13	230S.1000	-
10	254,000	280	550	320	280	105	790	670	160	50	42	36	460	166	16	23156..-K	H3156-HGX1000
10	254,000	280	550	320	280	105	790	670	160	50	42	36	460	166	16	231S.1000	-
10	254,000	300	591	350	310	110	830	710	190	50	42	36	500	180	22	22256..-K	H3156-HGX1000
10^{7/16}	265,113	260	516	320	280	100	770	650	160	50	42	36	420	166	13	23056..-K	H3056X1007
10^{7/16}	265,113	280	550	320	280	105	790	670	160	50	42	36	460	166	16	23156..-K	H3156X1007
10^{7/16}	265,113	300	591	350	310	110	830	710	190	50	42	36	500	196	22	23256..-K	H2356X1007
10^{7/16}	265,113	300	591	350	310	110	830	710	190	50	42	36	500	180	22	22256..-K	H3156X1007
10^{7/16}	265,113	340	675	400	360	120	950	810	220	50	42	36	580	210	24	22356..-K	H2356X1007
10^{1/2}	266,700	260	516	320	280	100	770	650	160	50	42	36	420	166	13	23056..-K	H3056X1008
10^{1/2}	266,700	280	550	320	280	105	790	670	160	50	42	36	460	166	16	23156..-K	H3156X1008
10^{1/2}	266,700	300	591	350	310	110	830	710	190	50	42	36	500	180	22	22256..-K	H3156X1008
10^{1/2}	266,700	300	591	350	310	110	830	710	190	50	42	36	500	196	22	23256..-K	H2356X1008
10^{1/2}	266,700	340	675	400	360	120	950	810	220	50	42	36	580	210	24	22356..-K	H2356X1008
10^{15/16}	277,813	280	550	320	280	105	790	670	160	50	42	36	460	168	16	23060..-K	H3060-HGX1015
10^{15/16}	277,813	280	550	320	280	105	790	670	160	50	42	36	460	168	16	230S.1015	-
10^{15/16}	277,813	300	591	350	310	110	830	710	190	50	42	36	500	180	22	23160..-K	H3160-HGX1015
10^{15/16}	277,813	320	631	370	330	115	880	750	200	50	42	36	540	212	23	23260..-K	H3260-HGX1015
10^{15/16}	277,813	320	631	370	330	115	880	750	200	50	42	36	540	196	23	22260..-K	H3160-HGX1015
11	279,400	280	550	320	280	105	790	670	160	50	42	36	460	168	16	23060..-K	H3060-HGX1100
11	279,400	280	550	320	280	105	790	670	160	50	42	36	460	168	16	230S.1100	-
11	279,400	300	591	350	310	110	830	710	190	50	42	36	500	180	22	23160..-K	H3160-HGX1100
11	279,400	300	591	350	310	110	830	710	190	50	42	36	500	180	22	231S.1100	-
11	279,400	320	631	370	330	115	880	750	200	50	42	36	540	196	23	22260..-K	H3160-HGX1100
11	279,400	320	631	370	330	115	880	750	200	50	42	36	540	212	23	23260..-K	H3260-HGX1100
11^{7/16}	290,513	300	591	350	310	110	830	710	190	50	42	36	480	181	22	23064..-K	H3064-HGX1107
11^{1/2}	292,100	340	675	400	360	120	950	810	220	50	42	36	580	190	24	22264..-K	H3164-HGX1108
11^{1/2}	292,100	300	591	350	310	110	830	710	190	50	42	36	480	181	22	23064..-K	H3064-HGX1108

1) Please request values.

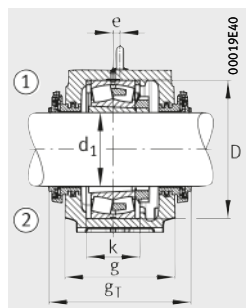
2) ① Locating bearing
② Non-locating bearing



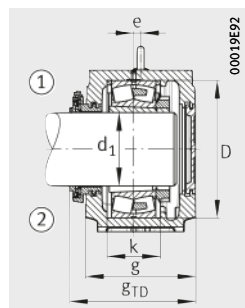
Labyrinth seal NTS



Labyrinth seal NTS
Cover NDK



Taconite seal NTC



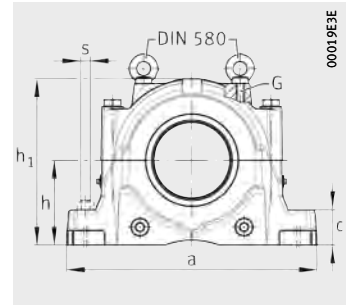
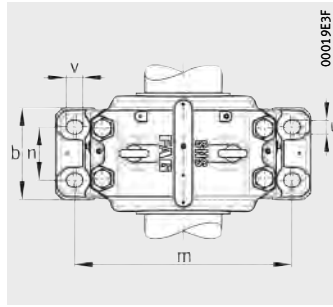
Taconite seal NTC
Cover NDK

									Housing		
Locating ring		Labyrinth seal			Taconite seal			Cover	G	Mass m ≈kg	Designation
	Quantity		g _L mm	g _{LD} mm		g _T ¹⁾ mm	g _{TD} ¹⁾ mm				
NFR420/10	6	NTS56X1000	331	325,5	NTC56X1000	–	–	NDK56	M24	243	SNS3056-H-D
NFR420/10	6	NTS56X1000	331	325,5	NTC56X1000	–	–	NDK56	M24	243	SNS3056-H-D
NFR460/10	2	NTS56X1000	331	325,5	NTC56X1000	–	–	NDK56	M24	277	SNS3156-H-D
NFR460/10	2	NTS56X1000	331	325,5	NTC56X1000	–	–	NDK56	M24	277	SNS3156-H-D
NFR500/25	2	NTS60X1000	361	355,5	NTC60X1000	–	–	NDK60	M30	331	SNS3160-H-D
NFR420/10	6	NTS56X1007	331	325,5	NTC56X1007	–	–	NDK56	M24	243	SNS3056-H-D
NFR460/10	2	NTS56X1007	331	325,5	NTC56X1007	–	–	NDK56	M24	277	SNS3156-H-D
NFR500/10	2	NTS60X1007	361	355,5	NTC60X1007	–	–	NDK60	M30	331	SNS3256-H-D
NFR500/25	2	NTS60X1007	361	355,5	NTC60X1007	–	–	NDK60	M30	331	SNS3160-H-D
NFR580/17.5	2	NTS68X1007	411	405,5	NTC68X1007	–	–	NDK68	M30	473	SNS3168-H-D
NFR420/10	6	NTS56X1008	331	325,5	NTC56X1008	–	–	NDK56	M24	243	SNS3056-H-D
NFR460/10	2	NTS56X1008	331	325,5	NTC56X1008	–	–	NDK56	M24	277	SNS3156-H-D
NFR500/25	2	NTS60X1008	361	355,5	NTC60X1008	–	–	NDK60	M30	331	SNS3160-H-D
NFR500/10	2	NTS60X1008	361	355,5	NTC60X1008	–	–	NDK60	M30	331	SNS3256-H-D
NFR580/17.5	2	NTS68X1008	411	405,5	NTC68X1008	–	–	NDK68	M30	473	SNS3168-H-D
NFR460/25	2	NTS60X1015	331	325,5	NTC60X1015	–	–	NDK60	M24	277	SNS3060-H-D
NFR460/25	2	NTS60X1015	331	325,5	NTC60X1015	–	–	NDK60	M24	277	SNS3060-H-D
NFR500/10	2	NTS60X1015	361	355,5	NTC60X1015	–	–	NDK60	M30	331	SNS3160-H-D
NFR540/10	2	NTS64X1015	381	375,5	NTC64X1015	–	–	NDK64	M30	373	SNS3260-H-D
NFR540/28	2	NTS64X1015	381	375,5	NTC64X1015	–	–	NDK64	M30	373	SNS3164-H-D
NFR460/25	2	NTS60X1100	331	325,5	NTC60X1100	–	–	NDK60	M24	277	SNS3060-H-D
NFR460/25	2	NTS60X1100	331	325,5	NTC60X1100	–	–	NDK60	M24	277	SNS3060-H-D
NFR500/10	2	NTS60X1100	361	355,5	NTC60X1100	–	–	NDK60	M30	331	SNS3160-H-D
NFR500/10	2	NTS60X1100	361	355,5	NTC60X1100	–	–	NDK60	M30	331	SNS3160-H-D
NFR540/28	2	NTS64X1100	381	375,5	NTC64X1100	–	–	NDK64	M30	373	SNS3164-H-D
NFR540/10	2	NTS64X1100	381	375,5	NTC64X1100	–	–	NDK64	M30	373	SNS3260-H-D
NFR480/10	6	NTS64X1107	361	355,5	NTC64X1107	–	–	NDK64	M30	331	SNS3064-H-D
NFR580/20	2	NTS68X1108	411	405,5	NTC68X1108	–	–	NDK68	M30	470	SNS2264-H-D
NFR480/10	6	NTS64X1108	361	355,5	NTC64X1108	–	–	NDK64	M30	331	SNS3064-H-D

Plummer block housings

SNS, split

For spherical roller bearings with tapered bore and adapter sleeve
Inch size shafts



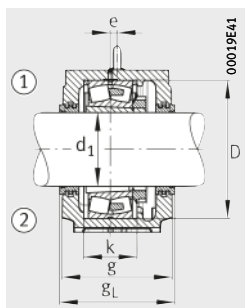
①, ②²⁾

Dimension table (continued) - Dimensions in mm

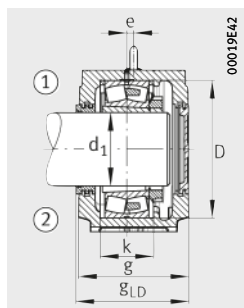
Shaft d ₁		Housing Dimensions														Spherical roller bearing and accessories	
		h	h ₁	g	b	c	a	m	n	v	u	s	D	k	e	Bearing	Adapter sleeve
inch	mm																
11 ¹⁵ / ₁₆	303,213	300	591	350	310	110	830	710	190	50	42	36	480	181	22	23064..-K	H3064X1115
11 ¹⁵ / ₁₆	303,213	320	631	370	330	115	880	750	200	50	42	36	540	196	23	23164..-K	H3164X1115
11 ¹⁵ / ₁₆	303,213	340	675	400	360	120	950	810	220	50	42	36	580	228	24	23264..-K	H3264X1115
12	304,800	300	591	350	310	110	830	710	190	50	42	36	480	181	22	23064..-K	H3064X1200
12	304,800	300	591	350	310	110	830	710	190	50	42	36	480	181	22	2305.1200	-
12	304,800	320	631	370	330	115	880	750	200	50	42	36	540	196	23	23164..-K	H3164X1200
12	304,800	320	631	370	330	115	880	750	200	50	42	36	540	196	23	2315.1200	-
12	304,800	340	675	400	360	120	950	810	220	50	42	36	580	190	24	22264..-K	H3164X1200
12	304,800	340	675	400	360	120	950	810	220	50	42	36	580	228	24	23264..-K	H3264X1200
12	304,800	340	675	400	360	120	950	810	220	50	42	36	580	228	24	2325.1200	-
12 ⁷ / ₁₆	315,913	320	631	370	330	115	880	750	200	50	42	36	520	197	23	23068..-K	H3068-HGX1207
12 ⁷ / ₁₆	315,913	340	675	400	360	120	950	810	220	50	42	36	580	210	24	23168..-K	H3168-HGX1207
12 ⁷ / ₁₆	315,913	360	715	400	360	120	1040	870	220	50	42	36	620	244	30	23268..-K	H3268-HGX1207
12 ¹ / ₂	317,500	320	631	370	330	115	880	750	200	50	42	36	520	197	23	23068..-K	H3068-HGX1208
12 ¹ / ₂	317,500	340	675	400	360	120	950	810	220	50	42	36	580	210	24	23168..-K	H3168-HGX1208
12 ¹ / ₂	317,500	340	675	400	360	120	950	810	220	50	42	36	580	210	24	2315.1208	-
12 ¹ / ₂	317,500	360	715	400	360	120	1040	870	220	50	42	36	620	244	30	23268..-K	H3268-HGX1208
12 ¹⁵ / ₁₆	328,613	320	631	370	330	115	880	750	200	50	42	36	540	198	23	23072..-K	H3072-HGX1215
13	330,200	320	631	370	330	115	880	750	200	50	42	36	540	198	23	23072..-K	H3072-HGX1300
13	330,200	380	775	430	390	125	1120	950	240	60	48	42	650	220	30	22272..-K	H3172-HGX1300
13 ⁷ / ₁₆	341,313	320	631	370	330	115	880	750	200	50	42	36	540	198	23	23072..-K	H3072X1307
13 ⁷ / ₁₆	341,313	350	695	400	360	120	1000	840	220	50	42	36	600	212	30	23172..-K	H3172X1307
13 ⁷ / ₁₆	341,313	380	775	430	390	125	1120	950	240	60	48	42	650	232	30	23272..-K	H3272X1307
13 ⁷ / ₁₆	341,313	380	775	430	390	125	1120	950	240	60	48	42	650	252	30	23272..-K	H3272X1307
13 ¹ / ₂	342,900	320	631	370	330	115	880	750	200	50	42	36	540	198	23	23072..-K	H3072X1308
13 ¹ / ₂	342,900	350	695	400	360	120	1000	840	220	50	42	36	600	212	30	23172..-K	H3172X1308
13 ¹ / ₂	342,900	380	775	430	390	125	1120	950	240	60	48	42	650	220	30	22272..-K	H3172X1308
13 ¹ / ₂	342,900	380	775	430	390	125	1120	950	240	60	48	42	650	232	30	23272..-K	H3272X1308
13 ¹ / ₂	342,900	380	775	430	390	125	1120	950	240	60	48	42	650	252	30	23272..-K	H3272X1308
13 ¹ / ₂	342,900	380	775	430	390	125	1120	950	240	60	48	42	650	252	30	2325.1308	-

1) Please request values.

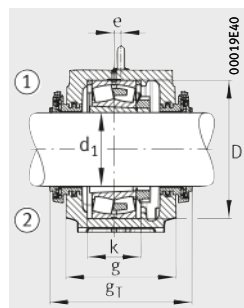
2) ① Locating bearing
② Non-locating bearing



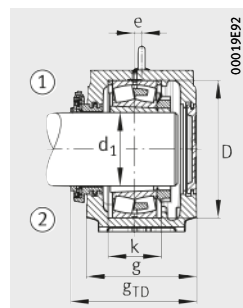
Labyrinth seal NTS



Labyrinth seal NTS
Cover NDK



Taconite seal NTC



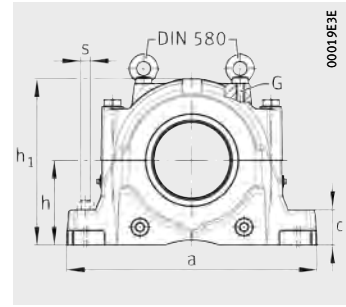
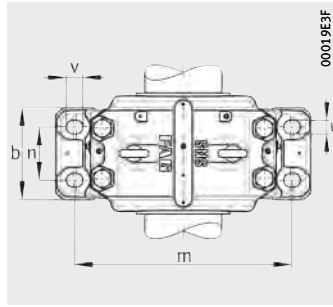
Taconite seal NTC
Cover NDK

									Housing		
Locating ring		Labyrinth seal			Taconite seal			Cover	G	Mass m ≈kg	Designation
	Quantity		gL mm	gL _D mm		gr ¹⁾ mm	gr _D ¹⁾ mm				
NFR480/10	6	NTS64X1115	361	355,5	NTC64X1115	-	-	NDK64	M30	331	SNS3064-H-D
NFR540/10	2	NTS64X1115	381	375,5	NTC64X1115	-	-	NDK64	M30	373	SNS3164-H-D
NFR580/10	2	NTS68X1115	411	405,5	NTC68X1115	-	-	NDK68	M30	473	SNS3264-H-D
NFR480/10	6	NTS64X1200	361	355,5	NTC64X1200	-	-	NDK64	M30	331	SNS3064-H-D
NFR480/10	6	NTS64X1200	361	355,5	NTC64X1200	-	-	NDK64	M30	331	SNS3064-H-D
NFR540/10	2	NTS64X1200	381	375,5	NTC64X1200	-	-	NDK64	M30	373	SNS3164-H-D
NFR540/10	2	NTS64X1200	381	375,5	NTC64X1200	-	-	NDK64	M30	373	SNS3164-H-D
NFR580/20	2	NTS68X1200	411	405,5	NTC68X1200	-	-	NDK68	M30	470	SNS2264-H-D
NFR580/10	2	NTS68X1200	411	405,5	NTC68X1200	-	-	NDK68	M30	473	SNS3264-H-D
NFR580/10	2	NTS68X1200	411	405,5	NTC68X1200	-	-	NDK68	M30	473	SNS3264-H-D
NFR520/16	4	NTS68X1207	381	375,5	NTC68X1207	-	-	NDK68	M30	373	SNS3068-H-D
NFR580/10	2	NTS68X1207	411	405,5	NTC68X1207	-	-	NDK68	M30	473	SNS3168-H-D
NFR620/10	2	NTS76X1207	411	405,5	NTC76X1207	-	-	NDK76	M30	520	SNS3268-H-D
NFR520/16	4	NTS68X1208	381	375,5	NTC68X1208	-	-	NDK68	M30	373	SNS3068-H-D
NFR580/10	2	NTS68X1208	411	405,5	NTC68X1208	-	-	NDK68	M30	473	SNS3168-H-D
NFR580/10	2	NTS68X1208	411	405,5	NTC68X1208	-	-	NDK68	M30	473	SNS3168-H-D
NFR620/10	2	NTS76X1208	411	405,5	NTC76X1208	-	-	NDK76	M36	520	SNS3268-H-D
NFR540/16	4	NTS72X1215	381	375,5	NTC72X1215	-	-	NDK72	M30	373	SNS3072-H-D
NFR540/16	4	NTS72X1300	381	375,5	NTC72X1300	-	-	NDK72	M30	373	SNS3072-H-D
NFR650/25	2	NTS80X1300	441	435,5	NTC80X1300	-	-	NDK80	M42	655	SNS3180-H-D
NFR540/16	4	NTS72X1307	381	375,5	NTC72X1307	-	-	NDK72	M30	373	SNS3072-H-D
NFR600/10	2	NTS72X1307	411	405,5	NTC72X1307	-	-	NDK72	M36	504	SNS3172-H-D
NFR650/10	2	NTS80X1307	441	435,5	NTC80X1307	-	-	NDK80	M42	655	SNS3272-H-D
NFR650/10	2	NTS80X1307	441	435,5	NTC80X1307	-	-	NDK80	M42	655	SNS3272-H-D
NFR540/16	4	NTS72X1308	381	375,5	NTC72X1308	-	-	NDK72	M30	373	SNS3072-H-D
NFR600/10	2	NTS72X1308	411	405,5	NTC72X1308	-	-	NDK72	M36	504	SNS3172-H-D
NFR650/25	2	NTS80X1308	441	435,5	NTC80X1308	-	-	NDK80	M42	655	SNS3180-H-D
NFR650/10	2	NTS80X1308	441	435,5	NTC80X1308	-	-	NDK80	M42	655	SNS3272-H-D
NFR650/10	2	NTS80X1308	441	435,5	NTC80X1308	-	-	NDK80	M42	655	SNS3272-H-D
NFR650/10	2	NTS80X1308	441	435,5	NTC80X1308	-	-	NDK80	M42	655	SNS3272-H-D

Plummer block housings

SNS, split

For spherical roller bearings with tapered bore and adapter sleeve
Inch size shafts



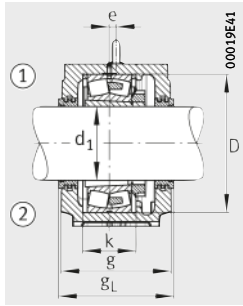
①, ②²⁾

Dimension table (continued) - Dimensions in mm

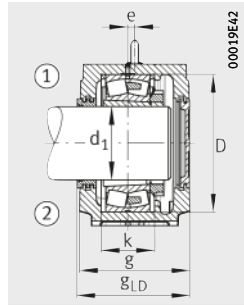
Shaft d ₁		Housing Dimensions														Spherical roller bearing and accessories	
		h	h ₁	g	b	c	a	m	n	v	u	s	D	k	e	Bearing	Adapter sleeve
inch	mm																
1 3/16	354,013	340	675	400	360	120	950	810	220	50	42	36	560	180	24	23076..-K	H3076-HGX1315
1 3/16	354,013	360	715	400	360	120	1 040	870	220	50	42	36	620	214	30	23176..-K	H3176-HGX1315
1 3/16	354,013	410	810	460	420	130	1 170	1 000	260	60	48	42	680	260	35	23276..-K	H3276-HGX1315
1 4	355,600	340	675	400	360	120	950	810	220	50	42	36	560	180	24	23076..-K	H3076-HGX1400
1 4	355,600	340	675	400	360	120	950	810	220	50	42	36	560	180	24	230S.1400	-
1 4	355,600	360	715	400	360	120	1 040	870	220	50	42	36	620	214	30	23176..-K	H3176-HGX1400
1 4	355,600	360	715	400	360	120	1 040	870	220	50	42	36	620	214	30	231S.1400	-
1 4	355,600	410	810	460	420	130	1 170	1 000	260	60	48	42	680	260	35	23276..-K	H3276-HGX1400
1 5	381,000	350	695	400	360	120	1 000	840	220	50	42	36	600	192	30	23080..-K	H3080X1500
1 5	381,000	380	775	430	390	125	1 120	950	240	60	48	42	650	220	30	23180..-K	H3180X1500
1 5	381,000	380	775	430	390	125	1 120	950	240	60	48	42	650	220	30	231S.1500	-
1 5	381,000	420	835	460	430	135	1 220	1 030	260	60	48	42	720	276	35	23280..-K	H3280X1500
1 5	381,000	420	835	460	430	135	1 220	1 030	260	60	48	42	720	276	35	232S.1500	-
1 5 3/4	400,050	360	715	400	360	120	1 040	870	220	50	42	36	620	194	30	23084..-K	H3084X1512
1 5 3/4	400,050	410	810	460	420	130	1 170	1 000	260	60	48	42	700	224	35	23184..-K	H3184X1512
1 5 3/4	400,050	410	810	460	420	130	1 170	1 000	260	60	48	42	700	244	35	23184..-K	H3184X1512
1 5 3/4	400,050	440	880	470	440	145	1 280	1 070	260	60	48	42	760	292	35	23284..-K	H3284X1512
1 6 1/2	419,100	380	775	430	390	125	1 120	950	240	60	48	42	650	200	30	23088..-K	H3088-HGX1608
1 6 1/2	419,100	380	775	430	390	125	1 120	950	240	60	48	42	650	200	30	230S.1608	-
1 6 1/2	419,100	420	835	460	430	135	1 220	1 030	260	60	48	42	720	246	35	23188..-K	H3188-HGX1608
1 6 1/2	419,100	460	920	470	440	155	1 330	1 110	260	70	56	48	790	300	35	23288..-K	H3288-HGX1608
1 7	431,800	410	810	460	420	130	1 170	1 000	260	60	48	42	680	224	35	23092..-K	H3092-HGX1700
1 7	431,800	440	880	470	440	145	1 280	1 070	260	60	48	42	760	260	35	23192..-K	H3192-HGX1700
1 8	457,200	410	810	460	420	130	1 170	1 000	260	60	48	42	700	224	35	23096..-K	H3096-HGX1800
1 8	457,200	460	920	470	440	155	1 330	1 110	260	70	56	48	790	268	35	23196..-K	H3196-HGX1800
1 8 1/2	469,900	420	835	460	430	135	1 220	1 030	260	60	48	42	720	226	35	230/500..-K	H30/500-HGX1808
1 9 1/2	495,300	460	920	470	440	155	1 330	1 110	260	70	56	48	780	248	35	230/530..-K	H30/530-HGX1908

1) Please request values.

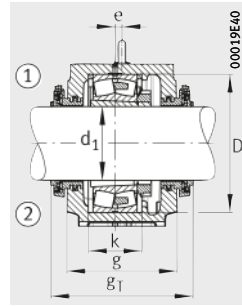
2) ① Locating bearing
② Non-locating bearing



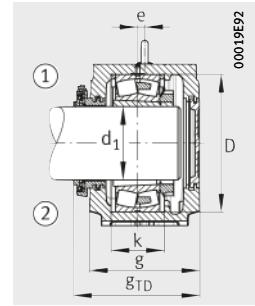
Labyrinth seal NTS



Labyrinth seal NTS
Cover NDK



Taconite seal NTC



Taconite seal NTC
Cover NDK

									Housing		
Locating ring		Labyrinth seal			Taconite seal			Cover	G	Mass m ≈kg	Designation
	Quantity		g _L mm	g _{LD} mm		g _T ¹⁾ mm	g _{TD} ¹⁾ mm				
NFR560/22.5	2	NTS76X1315	411	405,5	NTC76X1315	-	-	NDK76	M30	473	SNS3076-H-D
NFR620/10	2	NTS76X1315	411	405,5	NTC76X1315	-	-	NDK76	M36	520	SNS3176-H-D
NFR680/10	2	NTS92X1315	471	465,5	NTC92X1315	-	-	NDK92	M42	788	SNS3276-H-D
NFR560/22.5	2	NTS76X1400	411	405,5	NTC76X1400	-	-	NDK76	M30	473	SNS3076-H-D
NFR560/22.5	2	NTS76X1400	411	405,5	NTC76X1400	-	-	NDK76	M30	473	SNS3076-H-D
NFR620/10	2	NTS76X1400	411	405,5	NTC76X1400	-	-	NDK76	M36	520	SNS3176-H-D
NFR620/10	2	NTS76X1400	411	405,5	NTC76X1400	-	-	NDK76	M36	520	SNS3176-H-D
NFR680/10	2	NTS92X1400	471	465,5	NTC92X1400	-	-	NDK92	M42	788	SNS3276-H-D
NFR600/22	2	NTS80X1500	411	405,5	NTC80X1500	-	-	NDK80	M36	504	SNS3080-H-D
NFR650/10	2	NTS80X1500	441	435,5	NTC80X1500	-	-	NDK80	M42	655	SNS3180-H-D
NFR650/10	2	NTS80X1500	441	435,5	NTC80X1500	-	-	NDK80	M42	655	SNS3180-H-D
NFR720/10	2	NTS88X1500	471	465,5	NTC88X1500	-	-	NDK88	M42	820	SNS3280-H-D
NFR720/10	2	NTS88X1500	471	465,5	NTC88X1500	-	-	NDK88	M42	820	SNS3280-H-D
NFR620/22	2	NTS84X1512	411	405,5	NTC84X1512	-	-	NDK84	M36	520	SNS3084-H-D
NFR700/10	2	NTS84X1512	471	465,5	NTC84X1512	-	-	NDK84	M42	788	SNS3184-H-D
NFR700/10	2	NTS84X1512	471	465,5	NTC84X1512	-	-	NDK84	M42	788	SNS3184-H-D
NFR760/10	2	NTS92X1512	481	475,5	NTC92X1512	-	-	NDK92	M48	952	SNS3284-H-D
NFR650/21.5	2	NTS88X1608	441	435,5	NTC88X1608	-	-	NDK88	M42	655	SNS3088-H-D
NFR650/21.5	2	NTS88X1608	441	435,5	NTC88X1608	-	-	NDK88	M42	655	SNS3088-H-D
NFR720/10	2	NTS88X1608	471	465,5	NTC88X1608	-	-	NDK88	M42	831	SNS3188-H-D
NFR790/10	2	NTS96X1608	481	475,5	NTC96X1608	-	-	NDK96	M48	1 042	SNS3288-H-D
NFR680/30.5	2	NTS92X1700	471	465,5	NTC92X1700	-	-	NDK92	M42	788	SNS3092-H-D
NFR760/10	2	NTS92X1700	481	475,5	NTC92X1700	-	-	NDK92	M48	952	SNS3192-H-D
NFR700/29.5	2	NTS96X1800	471	465,5	NTC96X1800	-	-	NDK96	M42	788	SNS3096-H-D
NFR790/10	2	NTS96X1800	481	475,5	NTC96X1800	-	-	NDK96	M48	1 042	SNS3196-H-D
NFR720/29.5	2	NTS500X1808	471	465,5	NTC500X1808	-	-	NDK500	M42	831	SNS30/500-H-D
NFR780/31.5	2	NTS530X1908	481	475,5	NTC530X1908	-	-	NDK530	M48	1 042	SNS30/530-H-D

Notes

**Schaeffler Technologies
AG & Co. KG**

Georg-Schäfer-Straße 30
97421 Schweinfurt
Germany
Internet www.fag.com
E-mail faginfo@schaeffler.com

In Germany:

Phone 0180 5003872
Fax 0180 5003873

From other countries:

Phone +49 9721 91-0
Fax +49 9721 91-3435

Every care has been taken to ensure the correctness of the information contained in this publication but no liability can be accepted for any errors or omissions. We reserve the right to make technical changes.

© Schaeffler Technologies AG & Co. KG
Issued: 2013, October

This publication or parts thereof may not be reproduced without our permission.
TPI 231 GB-D